

# Pet Doctors Veterinary Supplies and Services

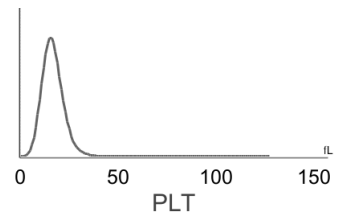
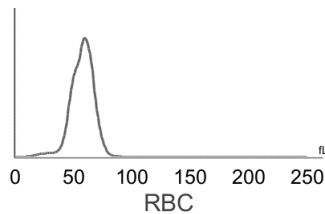
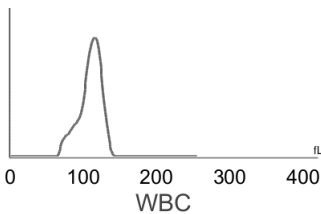
## Blood Morphology Analysis Report

Pet Name: Charlie  
 Gender: Male  
 Sample ID: 260616003

Owner Name: Bryan Co  
 Age: 8Y  
 Sample Type: Blood

Species: Canine  
 Patient or Visit NO.:  
 Time Tested: 16/06/2026 09:24:10

Test	Result	Unit	Reference Range	Low	Normal	High
<b>1.WBC</b>						
1-1WBC	10.26	10 <sup>9</sup> /L	6.00-17.00			
1-2Neu#	6.06	10 <sup>9</sup> /L	3.62-12.30			
1-3Nst#	0.02	10 <sup>9</sup> /L	0.00-1.00			
1-4Nsg#	6.04	10 <sup>9</sup> /L	2.30-11.50			
1-5Nsh#	0.00	10 <sup>9</sup> /L	0.00-3.50			
1-6Lym#	3.10	10 <sup>9</sup> /L	0.83-4.91			
1-7Mon#	0.72	10 <sup>9</sup> /L	0.14-1.97			
1-8Eos#	0.36	10 <sup>9</sup> /L	0.04-1.62			
1-9Bas#	0.02	10 <sup>9</sup> /L	0.00-0.12			
1-10Neu%	59.1	%	50.0-81.0			
1-11Nst/WBC%	0.2	%	0.0-10.0			
1-12Nsg%	58.9	%	48.0-70.0			
1-13Nsh/WBC%	0.0	%	0.0-15.5			
1-14Lym%	30.2	%	12.0-33.0			
1-15Mon%	7.0	%	2.0-13.0			
1-16Eos%	3.5	%	0.5-10.0			
1-17Bas%	0.2	%	0.0-1.3			
1-18Nst/Neu%	0.3	%	0.0-22.0			
1-19Nsh/Neu%	0.0	%	0.0-20.0			
<b>2.RBC</b>						
2-1RBC	7.08	10 <sup>12</sup> /L	5.10-8.50			
2-2HGB	158	g/L	110-190			
2-3HCT	47.7	%	35.0-58.0			
2-4MCV	67.4	fL	55.0-83.0			
2-5MCH	22.3	pg	18.0-31.0			
2-6MCHC	341	g/L	260-430			
2-7RDW-CV	18.2	%	11.2-21.3			
2-8RDW-SD	45.1	fL	31.2-51.7			
2-9RET#	4.51	10 <sup>9</sup> /L	3.00-45.00			
2-10RET%	0.06	%	0.00-1.00			
2-11MCVr	49.4	fL	30.0-120.0			
2-12MCVr-CV	44.6	%	20.0-80.0			
2-13NRBC#	0.00	10 <sup>9</sup> /L	0.00-0.10			
2-14NRBC/WBC%	0.00	%	0.00-0.50			
2-15ETG#	0.00	10 <sup>12</sup> /L	0.00-0.10			
2-16ETG%	0.00	%	0.00-3.00			
2-17SPH#	19.47	10 <sup>9</sup> /L	0.00-150.00			
2-18SPH%	0.28	%	0.00-2.00			
2-19AGG#	0.00	10 <sup>9</sup> /L	0.00-0.50			
<b>3.PLT</b>						
3-1PLT	434	10 <sup>9</sup> /L	117-490			
3-2MPV	9.4	fL	8.4-14.1			
3-3PCT	0.407	%	0.090-0.580			
3-4PDW-CV	61.5	%	30.0-80.0			
3-5PDW-SD	10.0	fL	5.0-20.0			
3-6LPLT#	85	10 <sup>9</sup> /L	0-285			
3-7P-LCR	19.5	%	9.0-50.0			



**Hospital Tel: +639171533903**  
**Hospital Add: McArthur Highway, San Miguel, Calasiao, Pangasinan**



# Pet Doctors Veterinary Supplies and Services



## Blood Morphology Analysis Report

Pet Name: Charlie  
 Gender: Male  
 Sample ID: 260616003

Owner Name: Bryan Co  
 Age: 8Y  
 Sample Type: Blood

Species: Canine  
 Patient or Visit NO.:  
 Time Tested: 16/06/2026 09:24:10

### Distribution Chart

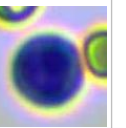
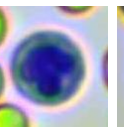
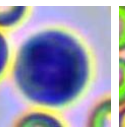
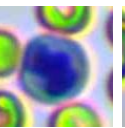
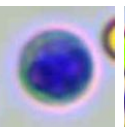
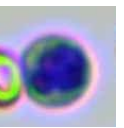

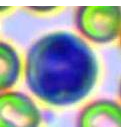
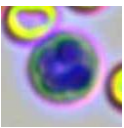
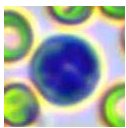


Neutrophil stab granulocytes

Count: 1.0

Concentration:  $0.02 \times 10^9/L$

Percentage: 0.2 Nst#/WBC



Neutrophil segmented granulocytes

Count: 319.0

Concentration:  $6.04 \times 10^9/L$

Percentage: 58.9 Nsg#/WBC




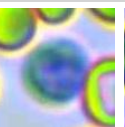
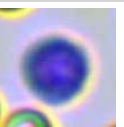
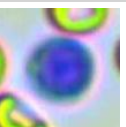

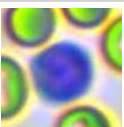




Hypersegmented neutrophils

Count:

Concentration:

Percentage:



Lymphocytes

Count: 163.0

Concentration:  $3.10 \times 10^9/L$


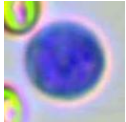
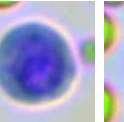

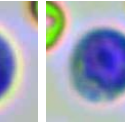
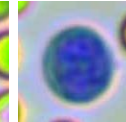
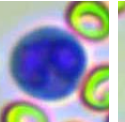

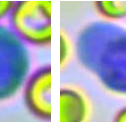

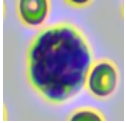
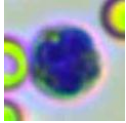
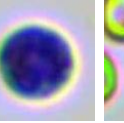
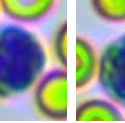
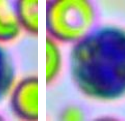
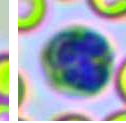
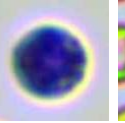
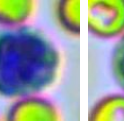


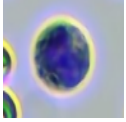






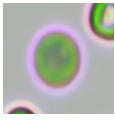
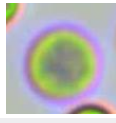



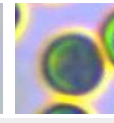

















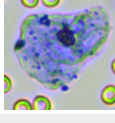




Percentage: 30.2 Lym#/WBC



Hospital Tel: +639171533903

Hospital Add: McArthur Highway, San Miguel, Calasiao, Pangasinan



												
Monocytes	Count: 38.0	Concentration: $0.72 \times 10^9/L$				Percentage: 7.0 Mon#/WBC						
												
Eosinophils	Count: 20.0	Concentration: $0.36 \times 10^9/L$				Percentage: 3.5 Eos#/WBC						
	Count:	Concentration:				Percentage:						
Basophils												
												
Normocyte	Count: 118172.0	Concentration: $7.08 \times 10^{12}/L$			Percentage: 99.7 Normocyte#/RBC	Reticulocytes	Count: 11.0	Concentration: $4.51 \times 10^9/L$		Percentage: 0.06 RET#/RBC		
	Count:	Concentration:			Percentage:			Count:	Concentration:		Percentage:	
Nucleated red blood cell							Erythrocyte ghost					
							Count:	Concentration:		Percentage:		
Spherocytes	Count: 1107.0	Concentration: $19.47 \times 10^9/L$			Percentage: 0.28 SPH#/RBC	Agglutinated erythrocytes						
							Count:	Concentration:		Percentage:		
Normal platelets	Count: 5893.0	Concentration: $434 \times 10^9/L$			Percentage: 80.5 NPLT#/PLT	Large platelet						
						Count:	Concentration:		Percentage:			
Aggregate platelets	Count: 5.0	Concentration: $0.00 \times 10^9/L$			Percentage:							

Veterinary Technician: not specified  
 Attending Veterinarian: Dr. Ricardo Valdez

Date Reported: 16/06/2026

**This report is solely for the received sample and serves as a diagnostic reference for veterinarians.**