

Pet Doctors Veterinary Supplies and Services

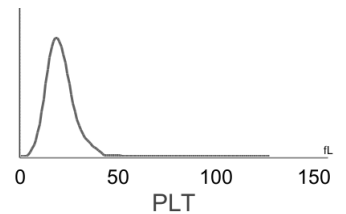
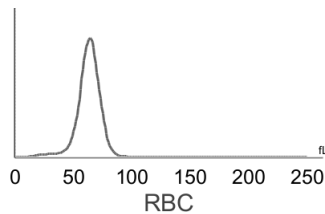
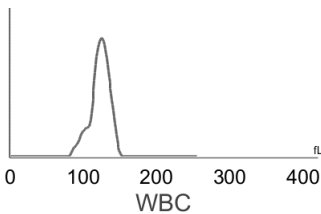
Blood Morphology Analysis Report

Pet Name: Ground
 Gender: Male
 Sample ID: 260616002

Owner Name: Mae Ann Alamillo
 Age: 3Y
 Sample Type: Blood

Species: Canine
 Patient or Visit NO.:
 Time Tested: 16/06/2026 09:06:35

Test	Result	Unit	Reference Range	Low	Normal	High
1.WBC						
1-1WBC	7.93	10 ⁹ /L	6.00-17.00			
1-2Neu#	4.77	10 ⁹ /L	3.62-12.30			
1-3Nst#	0.00	10 ⁹ /L	0.00-1.00			
1-4Nsg#	4.77	10 ⁹ /L	2.30-11.50			
1-5Nsh#	0.00	10 ⁹ /L	0.00-3.50			
1-6Lym#	1.97	10 ⁹ /L	0.83-4.91			
1-7Mon#	0.59	10 ⁹ /L	0.14-1.97			
1-8Eos#	0.59	10 ⁹ /L	0.04-1.62			
1-9Bas#	0.01	10 ⁹ /L	0.00-0.12			
1-10Neu%	60.1	%	50.0-81.0			
1-11Nst/WBC%	0.0	%	0.0-10.0			
1-12Nsg%	60.1	%	48.0-70.0			
1-13Nsh/WBC%	0.0	%	0.0-15.5			
1-14Lym%	24.8	%	12.0-33.0			
1-15Mon%	7.5	%	2.0-13.0			
1-16Eos%	7.5	%	0.5-10.0			
1-17Bas%	0.1	%	0.0-1.3			
1-18Nst/Neu%	0.0	%	0.0-22.0			
1-19Nsh/Neu%	0.0	%	0.0-20.0			
2.RBC						
2-1RBC	4.85	↓ 10 ¹² /L	5.10-8.50			
2-2HGB	117	g/L	110-190			
2-3HCT	35.9	%	35.0-58.0			
2-4MCV	73.9	fL	55.0-83.0			
2-5MCH	24.2	pg	18.0-31.0			
2-6MCHC	337	g/L	260-430			
2-7RDW-CV	14.6	%	11.2-21.3			
2-8RDW-SD	39.8	fL	31.2-51.7			
2-9RET#	6.34	10 ⁹ /L	3.00-45.00			
2-10RET%	0.13	%	0.00-1.00			
2-11MCVr	43.8	fL	30.0-120.0			
2-12MCVr-CV	40.1	%	20.0-80.0			
2-13NRBC#	0.00	10 ⁹ /L	0.00-0.10			
2-14NRBC/WBC%	0.00	%	0.00-0.50			
2-15ETG#	0.00	10 ¹² /L	0.00-0.10			
2-16ETG%	0.00	%	0.00-3.00			
2-17SPH#	3.92	10 ⁹ /L	0.00-150.00			
2-18SPH%	0.08	%	0.00-2.00			
2-19AGG#	0.00	10 ⁹ /L	0.00-0.50			
3.PLT						
3-1PLT	203	10 ⁹ /L	117-490			
3-2MPV	11.3	fL	8.4-14.1			
3-3PCT	0.229	%	0.090-0.580			
3-4PDW-CV	62.2	%	30.0-80.0			
3-5PDW-SD	12.3	fL	5.0-20.0			
3-6LPLT#	69	10 ⁹ /L	0-285			
3-7P-LCR	34.0	%	9.0-50.0			



Hospital Tel: +639171533903
Hospital Add: McArthur Highway, San Miguel, Calasiao, Pangasinan



Pet Doctors Veterinary Supplies and Services

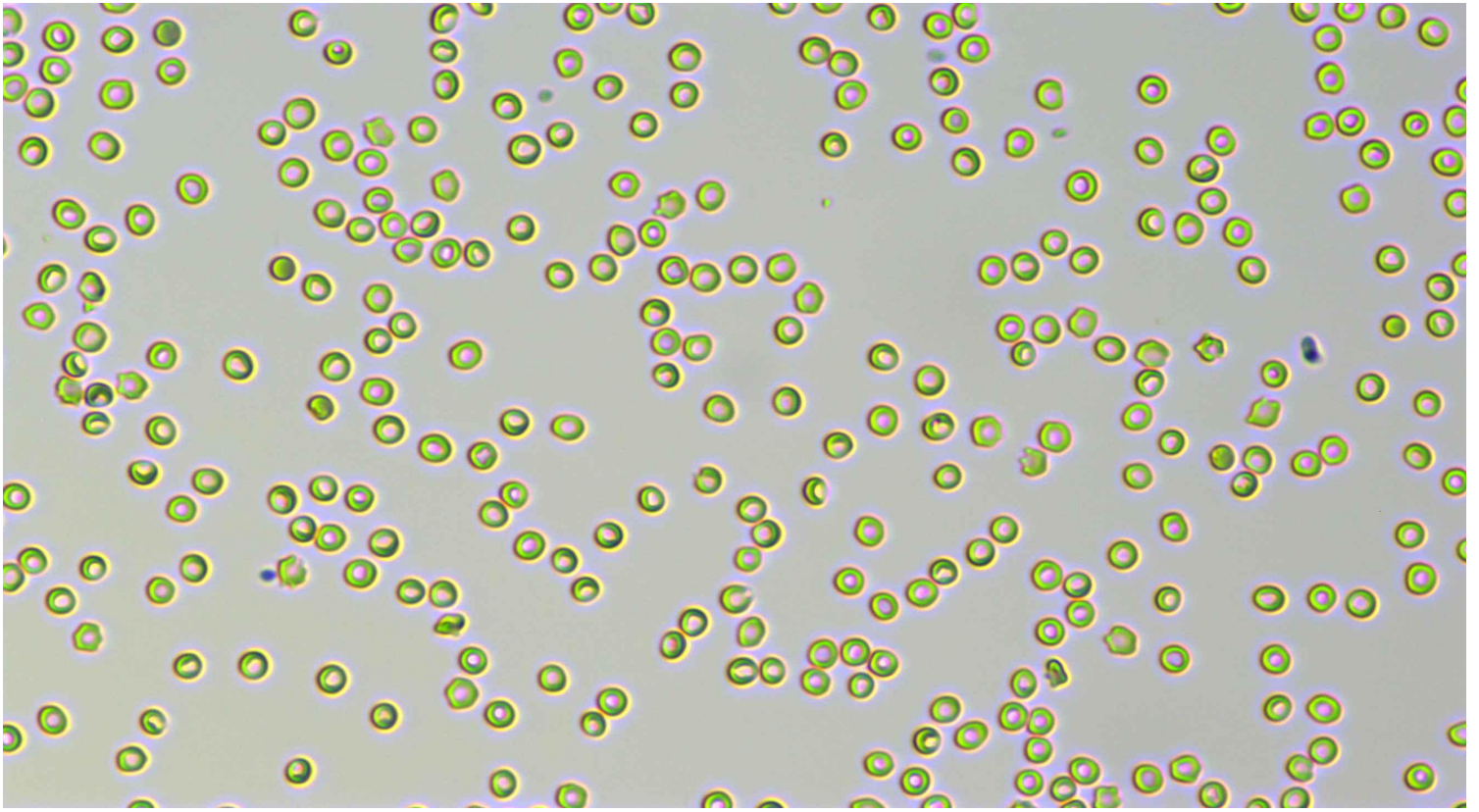
Blood Morphology Analysis Report

Pet Name: Ground
 Gender: Male
 Sample ID: 260616002

Owner Name: Mae Ann Alamillo
 Age: 3Y
 Sample Type: Blood

Species: Canine
 Patient or Visit NO.:
 Time Tested: 16/06/2026 09:06:35

Distribution Chart



Neutrophil stab granulocytes

Count:

Concentration:

Percentage:



Neutrophil segmented granulocytes

Count: 256.0

Concentration: $4.77 \times 10^9/L$

Percentage: 60.1 Nsg#/WBC



Hypersegmented neutrophils

Count:

Concentration:

Percentage:


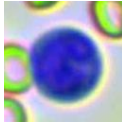

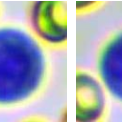

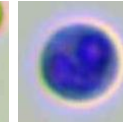
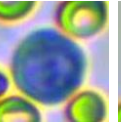
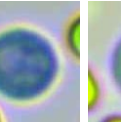
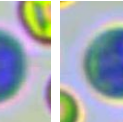


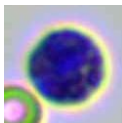
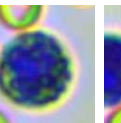

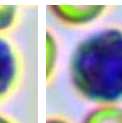
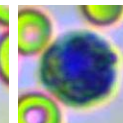
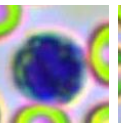
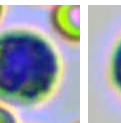
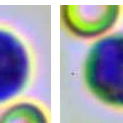



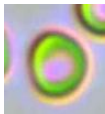




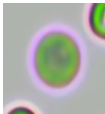
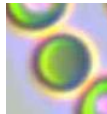

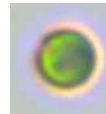















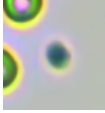

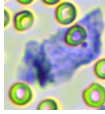
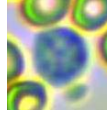
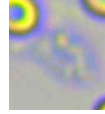




Lymphocytes

Count: 99.0

Concentration: $1.97 \times 10^9/L$

Percentage: 24.8 Lym#/WBC

										
Monocytes	Count: 30.0	Concentration: $0.59 \times 10^9/L$				Percentage: 7.5 Mon#/WBC				
										
Eosinophils	Count: 33.0	Concentration: $0.59 \times 10^9/L$				Percentage: 7.5 Eos#/WBC				
	Count: Concentration: Percentage:									
Basophils	Count: Concentration: Percentage:									
										
Normocyte	Count: 81633.0	Concentration: $4.85 \times 10^{12}/L$			Percentage: 99.9 Normocyte#/RBC	Reticulocytes	Count: 4.0	Concentration: $6.34 \times 10^9/L$		Percentage: 0.13 RET#/RBC
	Count: Concentration: Percentage:									
Nucleated red blood cell	Count: Concentration: Percentage:									
	Count: Concentration: Percentage:									
Erythrocyte ghost	Count: Concentration: Percentage:									
							Count: Concentration: Percentage:			
Spherocytes	Count: 215.0	Concentration: $3.92 \times 10^9/L$			Percentage: 0.08 SPH#/RBC	Agglutinated erythrocytes	Count: Concentration: Percentage:			
							Count: Concentration: Percentage:			
Normal platelets	Count: 3105.0	Concentration: $203 \times 10^9/L$			Percentage: 66.0 NPLT#/PLT	Large platelet	Count: Concentration: Percentage:			
						Count: Concentration: Percentage:				
Aggregate platelets	Count: 5.0	Concentration: $0.00 \times 10^9/L$			Percentage:					

Clinical Significance

RBC **Decreased levels:** Common of all kinds is urgent, chronic and haemorrhagic anaemia, if ulcer, tumor, operation; and the haemolytic anaemia that helminth infection, autoimmunity haemolysis causes; the nutrition sex anaemia that hidebound causes; the aplastic anaemia that toxic, immune disease, endocrine is maladjusted cause.

Veterinary Technician: not specified
 Attending Veterinarian: Dr. Cassandra R. Oyan

Date Reported: 16/06/2026

This report is solely for the received sample and serves as a diagnostic reference for veterinarians.



Hospital Tel: +639171533903
 Hospital Add: McArthur Highway, San Miguel, Calasiao, Pangasinan

