

Pet Doctors Veterinary Supplies and Services

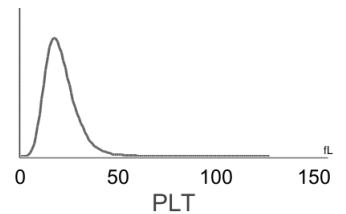
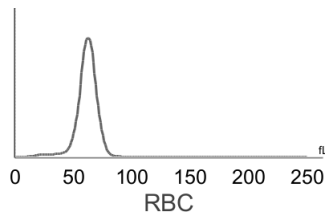
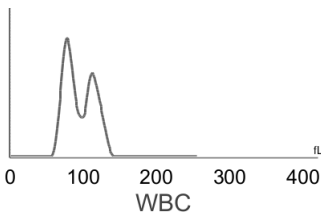
Blood Morphology Analysis Report

Pet Name: Cookie
 Gender: Female
 Sample ID: 260615001

Owner Name: Flordeliza Butista
 Age: 6Y
 Sample Type: Blood

Species: Canine
 Patient or Visit NO.:
 Time Tested: 15/06/2026 09:06:50

Test	Result	Unit	Reference Range	Low	Normal	High
1.WBC						
1-1WBC	11.35	10 ⁹ /L	6.00-17.00			
1-2Neu#	3.66	10 ⁹ /L	3.62-12.30			
1-3Nst#	0.00	10 ⁹ /L	0.00-1.00			
1-4Nsg#	3.66	10 ⁹ /L	2.30-11.50			
1-5Nsh#	0.00	10 ⁹ /L	0.00-3.50			
1-6Lym#	6.56	↑ 10 ⁹ /L	0.83-4.91			
1-7Mon#	0.43	10 ⁹ /L	0.14-1.97			
1-8Eos#	0.67	10 ⁹ /L	0.04-1.62			
1-9Bas#	0.03	10 ⁹ /L	0.00-0.12			
1-10Neu%	32.2	↓ %	50.0-81.0			
1-11Nst/WBC%	0.0	%	0.0-10.0			
1-12Nsg%	32.2	↓ %	48.0-70.0			
1-13Nsh/WBC%	0.0	%	0.0-15.5			
1-14Lym%	57.8	↑ %	12.0-33.0			
1-15Mon%	3.8	%	2.0-13.0			
1-16Eos%	5.9	%	0.5-10.0			
1-17Bas%	0.3	%	0.0-1.3			
1-18Nst/Neu%	0.0	%	0.0-22.0			
1-19Nsh/Neu%	0.0	%	0.0-20.0			
2.RBC						
2-1RBC	5.75	10 ¹² /L	5.10-8.50			
2-2HGB	138	g/L	110-190			
2-3HCT	41.2	%	35.0-58.0			
2-4MCV	71.6	fL	55.0-83.0			
2-5MCH	23.9	pg	18.0-31.0			
2-6MCHC	340	g/L	260-430			
2-7RDW-CV	12.8	%	11.2-21.3			
2-8RDW-SD	34.1	fL	31.2-51.7			
2-9RET#	5.37	10 ⁹ /L	3.00-45.00			
2-10RET%	0.09	%	0.00-1.00			
2-11MCVr	49.9	fL	30.0-120.0			
2-12MCVr-CV	49.7	%	20.0-80.0			
2-13NRBC#	0.00	10 ⁹ /L	0.00-0.10			
2-14NRBC/WBC%	0.00	%	0.00-0.50			
2-15ETG#	0.00	10 ¹² /L	0.00-0.10			
2-16ETG%	0.00	%	0.00-3.00			
2-17SPH#	0.48	10 ⁹ /L	0.00-150.00			
2-18SPH%	0.01	%	0.00-2.00			
2-19AGG#	0.00	10 ⁹ /L	0.00-0.50			
3.PLT						
3-1PLT	286	10 ⁹ /L	117-490			
3-2MPV	11.5	fL	8.4-14.1			
3-3PCT	0.329	%	0.090-0.580			
3-4PDW-CV	70.7	%	30.0-80.0			
3-5PDW-SD	14.0	fL	5.0-20.0			
3-6LPLT#	101	10 ⁹ /L	0-285			
3-7P-LCR	35.3	%	9.0-50.0			



Hospital Tel: +639171533903
Hospital Add: McArthur Highway, San Miguel, Calasiao, Pangasinan



Pet Doctors Veterinary Supplies and Services

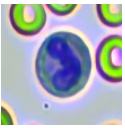
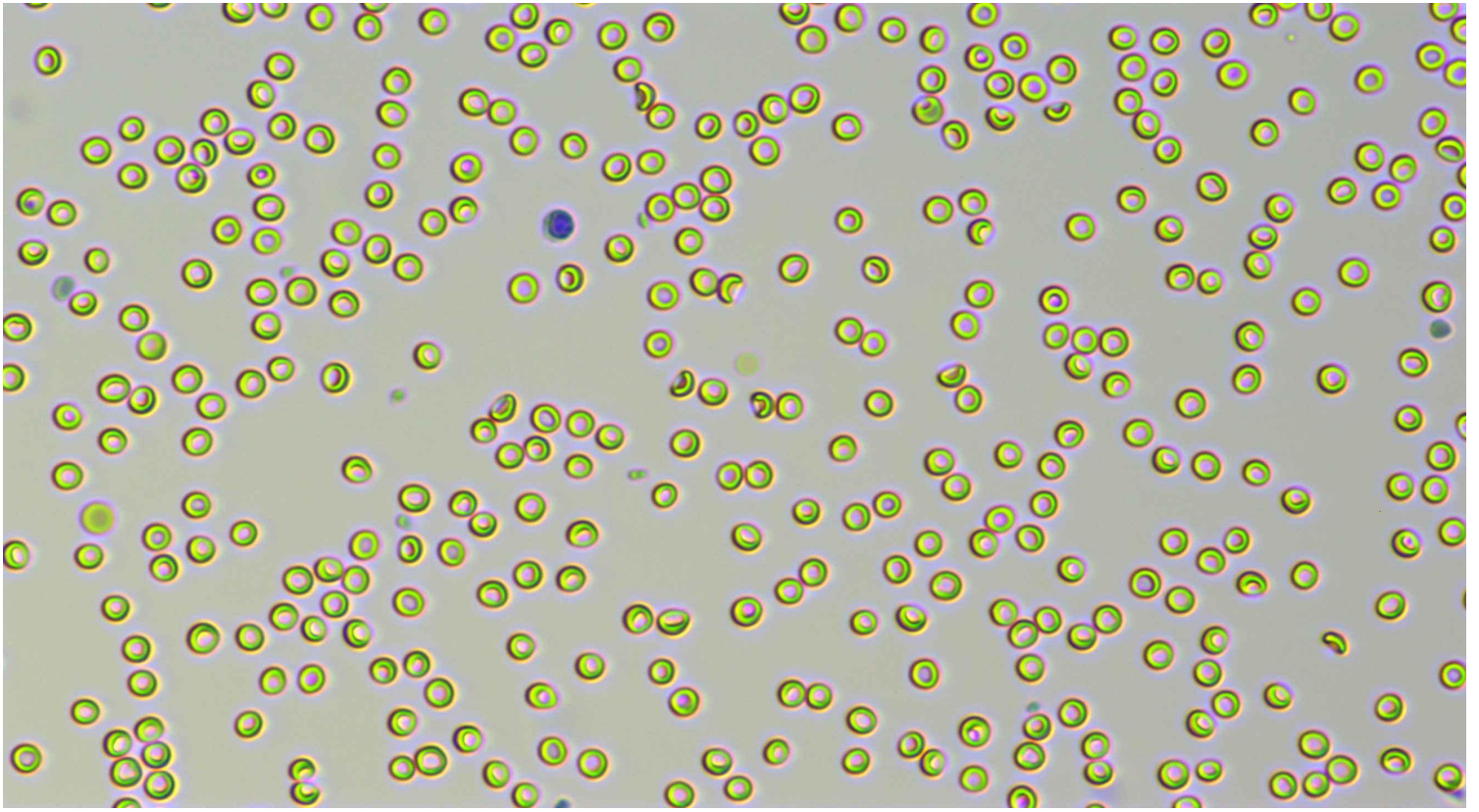
Blood Morphology Analysis Report

Pet Name: Cookie
 Gender: Female
 Sample ID: 260615001

Owner Name: Flordeliza Butista
 Age: 6Y
 Sample Type: Blood

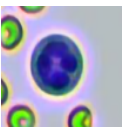
Species: Canine
 Patient or Visit NO.:
 Time Tested: 15/06/2026 09:06:50

Distribution Chart




Neutrophil stab granulocytes

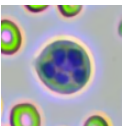
Count:	Concentration:	Percentage:
--------	----------------	-------------



Neutrophil segmented granulocytes




Count: 190.0	Concentration: $3.66 \times 10^9/L$	Percentage: 32.2 Nsg#/WBC
--------------	-------------------------------------	---------------------------




Hypersegmented neutrophils

Count:	Concentration:	Percentage:
--------	----------------	-------------



Lymphocytes


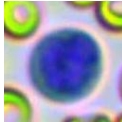
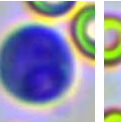
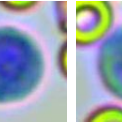
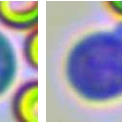


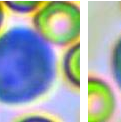




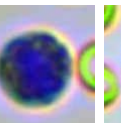
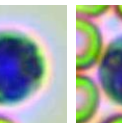
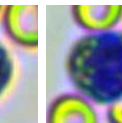
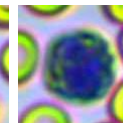
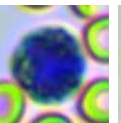
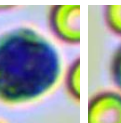









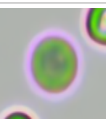

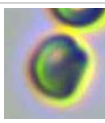
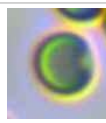













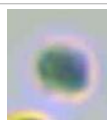


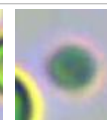


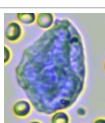

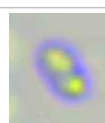

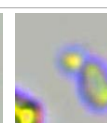


Count: 348.0	Concentration: $6.56 \times 10^9/L$	Percentage: 57.8 Lym#/WBC
--------------	-------------------------------------	---------------------------



Hospital Tel: +639171533903
Hospital Add: McArthur Highway, San Miguel, Calasiao, Pangasinan



																		
Monocytes	Count: 24.0	Concentration: $0.43 \times 10^9/L$				Percentage: 3.8 Mon#/WBC												
																		
Eosinophils	Count: 35.0	Concentration: $0.67 \times 10^9/L$				Percentage: 5.9 Eos#/WBC												
	Count:				Concentration:				Percentage:									
Basophils																		
																		
Normocyte	Count: 96978.0	Concentration: $5.75 \times 10^{12}/L$			Percentage: 100.0 Normocyte#/RBC	Reticulocytes	Count: 10.0	Concentration: $5.37 \times 10^9/L$			Percentage: 0.09 RET#/RBC							
	Count:				Concentration:				Percentage:									
Nucleated red blood cell																		
	Count:				Concentration:				Percentage:									
Erythrocyte ghost																		
							Count:				Concentration:				Percentage:			
Spherocytes	Count: 29.0	Concentration: $0.48 \times 10^9/L$			Percentage: 0.01 SPH#/RBC	Agglutinated erythrocytes												
							Count:				Concentration:				Percentage:			
Normal platelets	Count: 4122.0	Concentration: $286 \times 10^9/L$			Percentage: 64.7 NPLT#/PLT	Large platelet												
						Count: 10.0				Concentration: $0.00 \times 10^9/L$				Percentage:				
Aggregate platelets	Count: 10.0				Concentration: $0.00 \times 10^9/L$				Percentage:									

Clinical Significance

Lym# **Elevated levels:** It is suggested that infectious diseases, convalescence of acute infectious diseases, lymphocytic leukemia and lymphosarcoma are also seen in excited cats.

Veterinary Technician: not specified

Attending Veterinarian: Dr. Chelsi

Date Reported: 15/06/2026

This report is solely for the received sample and serves as a diagnostic reference for veterinarians.