

Pet Doctors Veterinary Supplies and Services

Blood Morphology Analysis Report

Pet Name: Tyler

Owner Name: Mycka Callanta

Species: Canine

Gender: Male

Age: 3Y

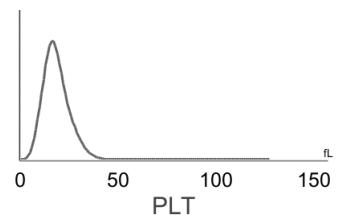
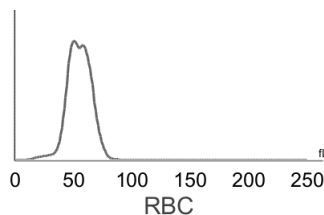
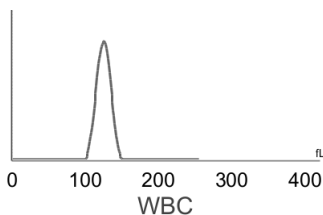
Patient or Visit NO.:

Sample ID: 260615007

Sample Type: Blood

Time Tested: 15/06/2026 17:47:33

Test	Result	Unit	Reference Range	Low	Normal	High
1.WBC						
1-1WBC	6.76	10 ⁹ /L	6.00-17.00			
1-2Neu#	6.08	10 ⁹ /L	3.62-12.30			
1-3Nst#	0.00	10 ⁹ /L	0.00-1.00			
1-4Nsg#	6.08	10 ⁹ /L	2.30-11.50			
1-5Nsh#	0.00	10 ⁹ /L	0.00-3.50			
1-6Lym#	0.28	↓ 10 ⁹ /L	0.83-4.91			
1-7Mon#	0.30	10 ⁹ /L	0.14-1.97			
1-8Eos#	0.10	10 ⁹ /L	0.04-1.62			
1-9Bas#	0.00	10 ⁹ /L	0.00-0.12			
1-10Neu%	90.0	↑ %	50.0-81.0			
1-11Nst/WBC%	0.0	%	0.0-10.0			
1-12Nsg%	90.0	↑ %	48.0-70.0			
1-13Nsh/WBC%	0.0	%	0.0-15.5			
1-14Lym%	4.1	↓ %	12.0-33.0			
1-15Mon%	4.4	%	2.0-13.0			
1-16Eos%	1.5	%	0.5-10.0			
1-17Bas%	0.0	%	0.0-1.3			
1-18Nst/Neu%	0.0	%	0.0-22.0			
1-19Nsh/Neu%	0.0	%	0.0-20.0			
2.RBC						
2-1RBC	5.88	10 ¹² /L	5.10-8.50			
2-2HGB	122	g/L	110-190			
2-3HCT	37.4	%	35.0-58.0			
2-4MCV	63.7	fL	55.0-83.0			
2-5MCH	20.8	pg	18.0-31.0			
2-6MCHC	335	g/L	260-430			
2-7RDW-CV	21.1	%	11.2-21.3			
2-8RDW-SD	49.7	fL	31.2-51.7			
2-9RET#	4.91	10 ⁹ /L	3.00-45.00			
2-10RET%	0.08	%	0.00-1.00			
2-11MCVr	45.5	fL	30.0-120.0			
2-12MCVr-CV	40.1	%	20.0-80.0			
2-13NRBC#	0.00	10 ⁹ /L	0.00-0.10			
2-14NRBC/WBC%	0.00	%	0.00-0.50			
2-15ETG#	0.00	10 ¹² /L	0.00-0.10			
2-16ETG%	0.01	%	0.00-3.00			
2-17SPH#	13.41	10 ⁹ /L	0.00-150.00			
2-18SPH%	0.23	%	0.00-2.00			
2-19AGG#	0.00	10 ⁹ /L	0.00-0.50			
3.PLT						
3-1PLT	234	10 ⁹ /L	117-490			
3-2MPV	10.2	fL	8.4-14.1			
3-3PCT	0.240	%	0.090-0.580			
3-4PDW-CV	68.9	%	30.0-80.0			
3-5PDW-SD	12.3	fL	5.0-20.0			
3-6LPLT#	83	10 ⁹ /L	0-285			
3-7P-LCR	35.4	%	9.0-50.0			



Hospital Tel: +639171533903

Hospital Add: McArthur Highway, San Miguel, Calasiao, Pangasinan



Pet Doctors Veterinary Supplies and Services

Blood Morphology Analysis Report

Pet Name: Tyler

Owner Name: Mycka Callanta

Species: Canine

Gender: Male

Age: 3Y

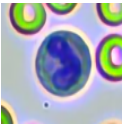
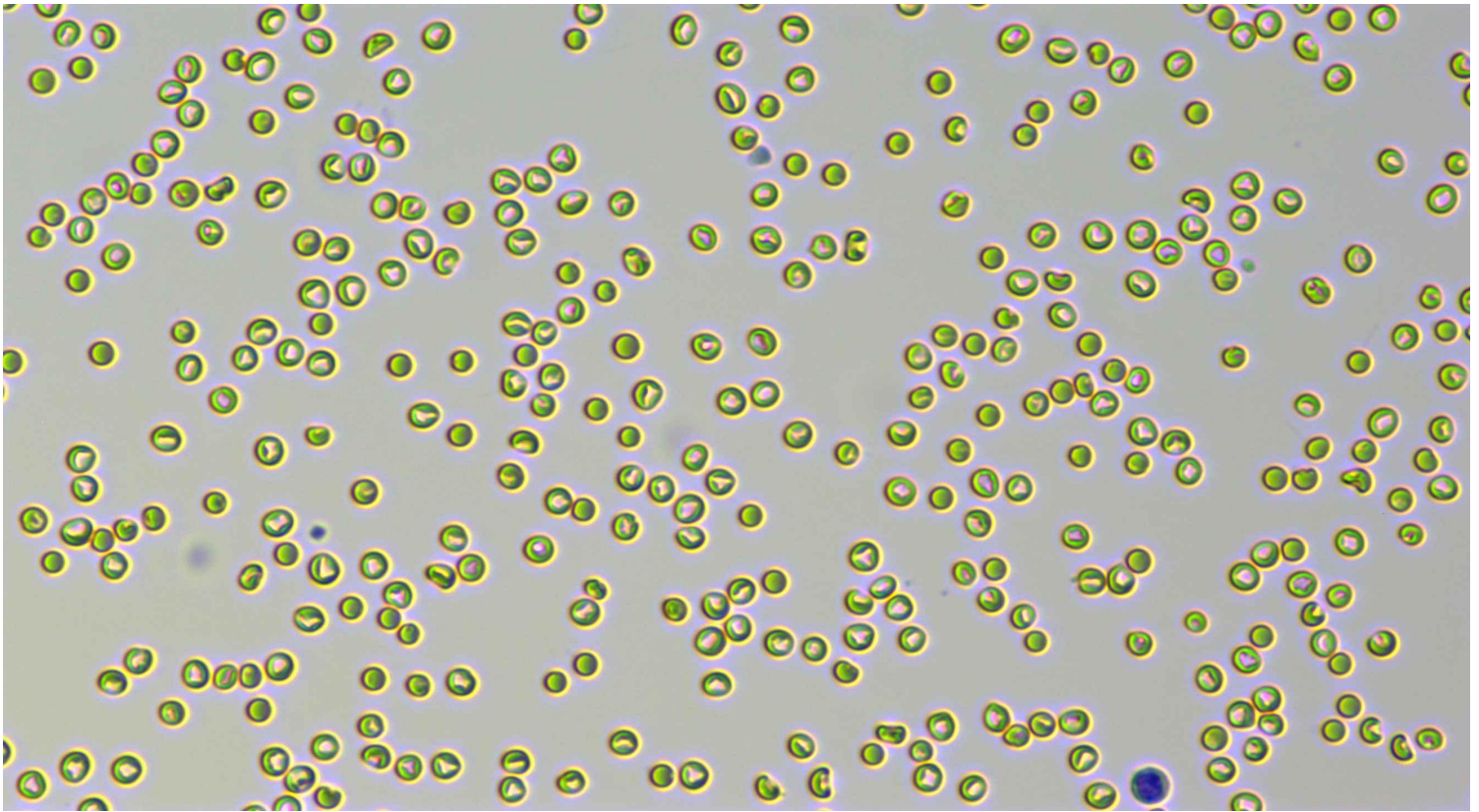
Patient or Visit NO.:

Sample ID: 260615007

Sample Type: Blood

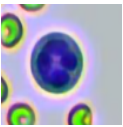
Time Tested: 15/06/2026 17:47:33

Distribution Chart

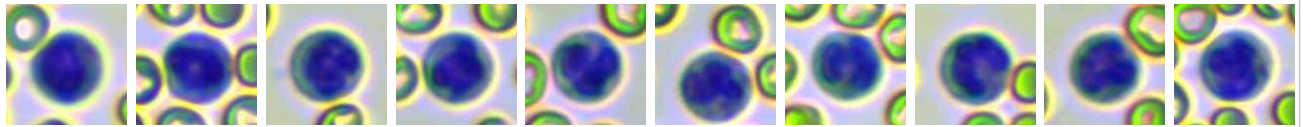


Neutrophil stab granulocytes

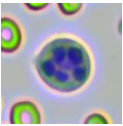
Count:	Concentration:	Percentage:
--------	----------------	-------------



Neutrophil segmented granulocytes




Count: 324.0	Concentration: $6.08 \times 10^9/L$	Percentage: 90.0 Nsg#/WBC
--------------	-------------------------------------	---------------------------




Hypersegmented neutrophils


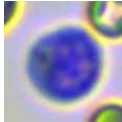
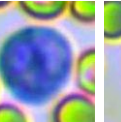
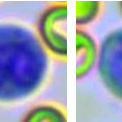
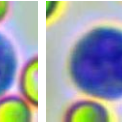
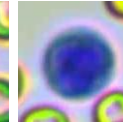
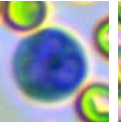
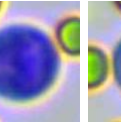


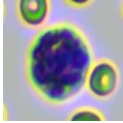
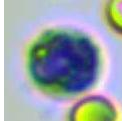
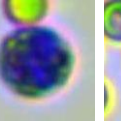
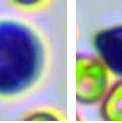
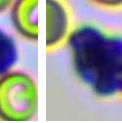





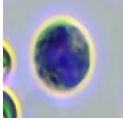


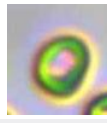



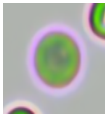

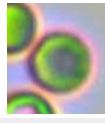

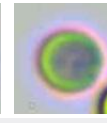











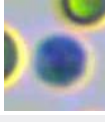


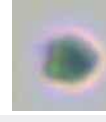








Count:	Concentration:	Percentage:
--------	----------------	-------------



Lymphocytes



Count: 15.0	Concentration: $0.28 \times 10^9/L$	Percentage: 4.1 Lym#/WBC
-------------	-------------------------------------	--------------------------

											
Monocytes	Count: 18.0	Concentration: $0.30 \times 10^9/L$				Percentage: 4.4 Mon#/WBC					
											
Eosinophils	Count: 5.0	Concentration: $0.10 \times 10^9/L$				Percentage: 1.5 Eos#/WBC					
	Count:	Concentration:				Percentage:					
Basophils											
											
Normocyte	Count: 98372.0	Concentration: $5.88 \times 10^{12}/L$		Percentage: 99.8 Normocyte#/RBC		Reticulocytes	Count: 8.0	Concentration: $4.91 \times 10^9/L$		Percentage: 0.08 RET#/RBC	
	Count:	Concentration:		Percentage:			Count:	Concentration:		Percentage:	
Nucleated red blood cell						Erythrocyte ghost					
							Count:	Concentration:		Percentage:	
Spherocytes	Count: 742.0	Concentration: $13.41 \times 10^9/L$		Percentage: 0.23 SPH#/RBC		Agglutinated erythrocytes					
							Count:	Concentration:		Percentage:	
Normal platelets	Count: 3513.0	Concentration: $234 \times 10^9/L$		Percentage: 64.6 NPLT#/PLT		Large platelet					
							Count: 5.0	Concentration: $0.00 \times 10^9/L$		Percentage:	
Aggregate platelets											

Clinical Significance

Lym# **Decreased levels:** It is seen in stress, Cushing's syndrome (Cushing's Syndrome) or use of glucocorticoids, lymphosarcoma, immunosuppressive drugs, and destruction of lymphoid tissue such as lymphangiectasis and lymphadenitis.

Veterinary Technician: not specified
 Attending Veterinarian: Dr. Mikaela Rabino

Date Reported: 15/06/2026

This report is solely for the received sample and serves as a diagnostic reference for veterinarians.