

Pet Doctors Veterinary Supplies and Services

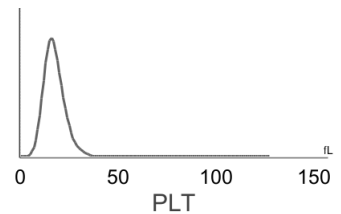
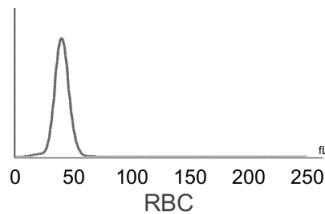
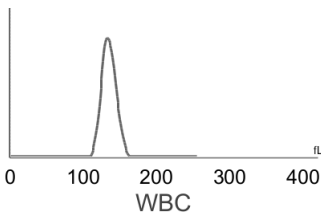
Blood Morphology Analysis Report

Pet Name: Koby
 Gender: Male
 Sample ID: 260615006

Owner Name: Cindy Zacarias
 Age: 6Y
 Sample Type: Blood

Species: Feline
 Patient or Visit NO.:
 Time Tested: 15/06/2026 16:26:31

Test	Result	Unit	Reference Range	Low	Normal	High
1.WBC						
1-1WBC	10.40	10 ⁹ /L	3.26-19.00			
1-2Neu#	8.71	10 ⁹ /L	1.75-11.50			
1-3Nst#	0.87	10 ⁹ /L	0.00-1.00			
1-4Nsg#	7.84	10 ⁹ /L	2.10-11.00			
1-5Nsh#	0.00	10 ⁹ /L	0.00-0.50			
1-6Lym#	0.88	10 ⁹ /L	0.73-7.86			
1-7Mon#	0.09	10 ⁹ /L	0.07-1.79			
1-8Eos#	0.70	10 ⁹ /L	0.06-1.93			
1-9Bas#	0.02	10 ⁹ /L	0.00-0.15			
1-10Neu%	83.7	↑ %	30.0-80.0			
1-11Nst/WBC%	8.3	%	0.0-12.0			
1-12Nsg%	75.4	↑ %	35.0-70.0			
1-13Nsh/WBC%	0.0	%	0.0-3.0			
1-14Lym%	8.5	%	7.0-50.0			
1-15Mon%	0.9	↓ %	1.0-13.0			
1-16Eos%	6.7	%	0.5-11.0			
1-17Bas%	0.2	%	0.0-1.5			
1-18Nst/Neu%	10.0	%	0.0-16.0			
1-19Nsh/Neu%	0.0	%	0.0-5.0			
2.RBC						
2-1RBC	7.39	10 ¹² /L	4.60-10.20			
2-2HGB	105	g/L	85-153			
2-3HCT	31.3	%	28.0-49.0			
2-4MCV	42.3	fL	35.0-58.0			
2-5MCH	14.3	pg	10.0-20.0			
2-6MCHC	347	g/L	250-430			
2-7RDW-CV	17.6	%	15.0-26.0			
2-8RDW-SD	27.5	fL	25.1-46.3			
2-9RET#	7.59	10 ⁹ /L	3.66-54.06			
2-10RET%	0.10	%	0.05-1.17			
2-11MCVr	48.3	fL	30.0-120.0			
2-12MCVr-CV	48.5	%	20.0-80.0			
2-13NRBC#	0.00	10 ⁹ /L	0.00-0.10			
2-14NRBC/WBC%	0.00	%	0.00-0.50			
2-15ETG#	0.00	10 ¹² /L	0.00-0.15			
2-16ETG%	0.05	%	0.00-3.00			
2-17SPH#	1.68	10 ⁹ /L	0.00-150.00			
2-18SPH%	0.02	%	0.00-3.00			
2-19AGG#	0.00	10 ⁹ /L	0.00-0.50			
3.PLT						
3-1PLT	349	10 ⁹ /L	100-518			
3-2MPV	11.7	fL	9.9-16.3			
3-3PCT	0.408	%	0.090-0.700			
3-4PDW-CV	58.0	%	40.0-75.0			
3-5PDW-SD	9.8	fL	7.0-31.5			
3-6LPLT#	53	10 ⁹ /L	0-285			
3-7P-LCR	15.2	%	9.0-55.0			



Hospital Tel: +639171533903
Hospital Add: McArthur Highway, San Miguel, Calasiao, Pangasinan



Pet Doctors Veterinary Supplies and Services

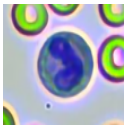
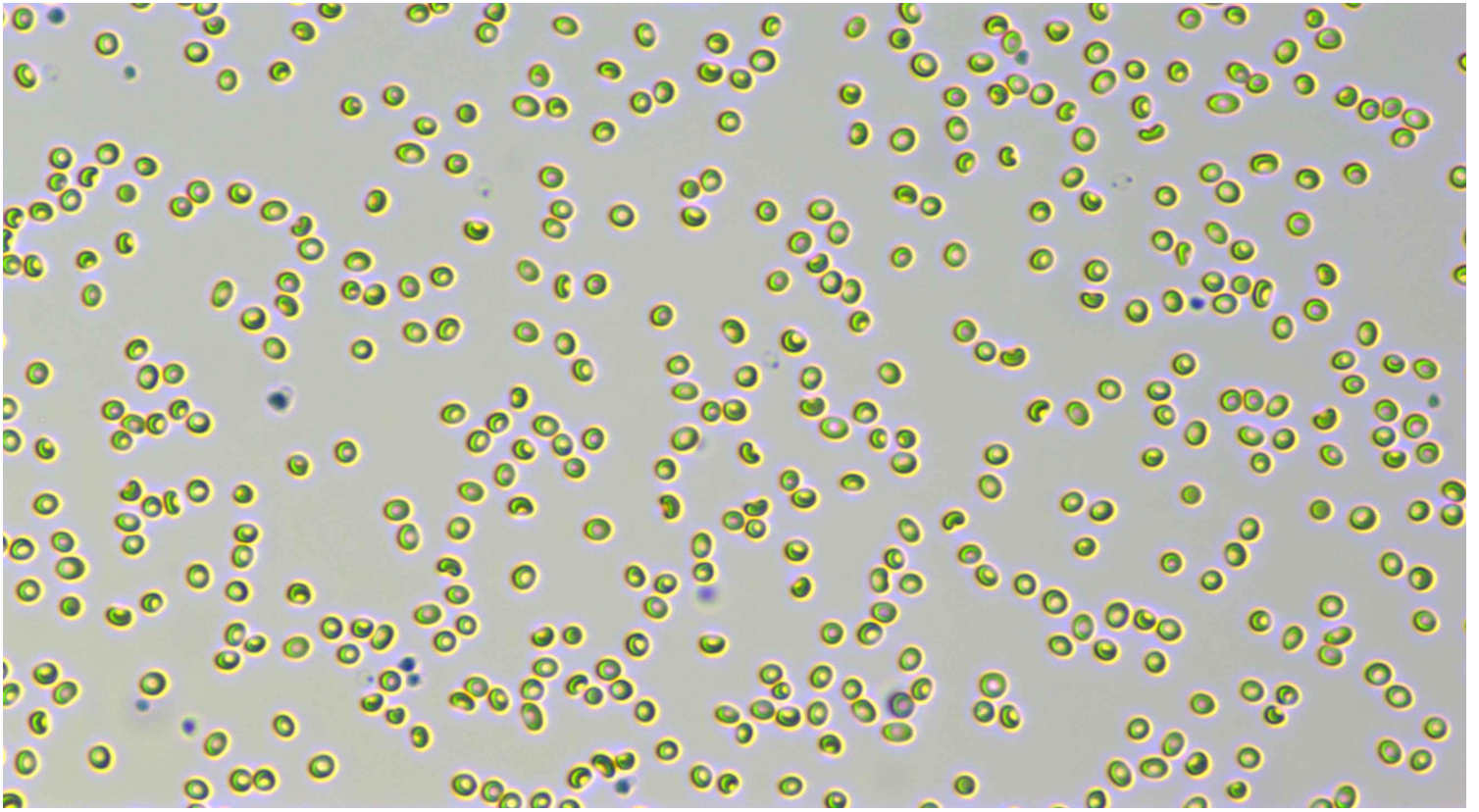
Blood Morphology Analysis Report

Pet Name: Koby
 Gender: Male
 Sample ID: 260615006

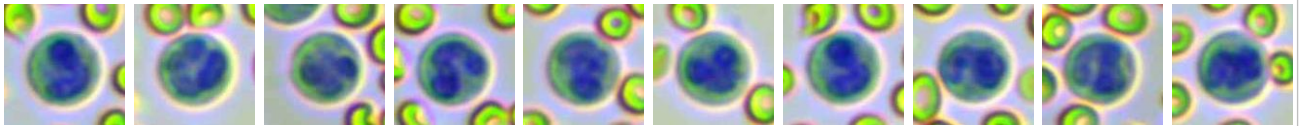
Owner Name: Cindy Zacarias
 Age: 6Y
 Sample Type: Blood

Species: Feline
 Patient or Visit NO.:
 Time Tested: 15/06/2026 16:26:31

Distribution Chart



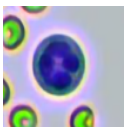
Neutrophil stab granulocytes




Count: 50.0

Concentration: $0.87 \times 10^9/L$

Percentage: 8.3 Nst#/WBC



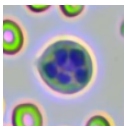
Neutrophil segmented granulocytes



Count: 432.0

Concentration: $7.84 \times 10^9/L$

Percentage: 75.4 Nsg#/WBC




Hypersegmented neutrophils

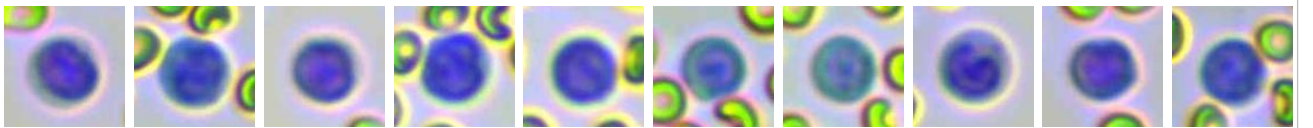
Count:

Concentration:

Percentage:




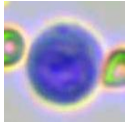
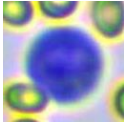
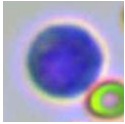
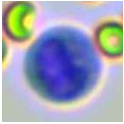
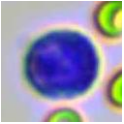

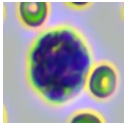
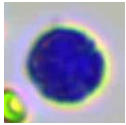
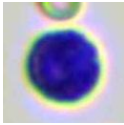
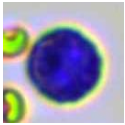
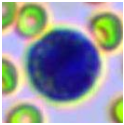
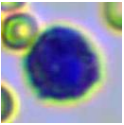
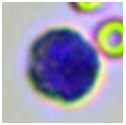
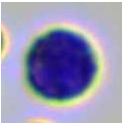
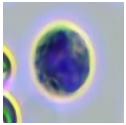






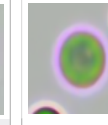
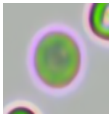





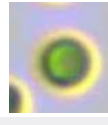




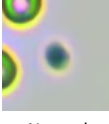

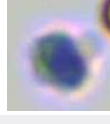







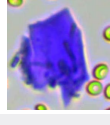
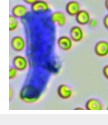
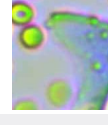


Lymphocytes



Count: 48.0

Concentration: $0.88 \times 10^9/L$

Percentage: 8.5 Lym#/WBC

							
Monocytes	Count: 6.0	Concentration: $0.09 \times 10^9/L$			Percentage: 0.9 Mon#/WBC		
							
Eosinophils	Count: 38.0	Concentration: $0.70 \times 10^9/L$			Percentage: 6.7 Eos#/WBC		
							
Basophils	Count:	Concentration:			Percentage:		
							
Normocyte	Count: 118382.0	Concentration: $7.39 \times 10^{12}/L$		Percentage: 99.9 Normocyte#/RBC			
							
Reticulocytes	Count:	Concentration:		Percentage:			
							
Nucleated red blood cell	Count:	Concentration:		Percentage:			
							
Erythrocyte ghost	Count:	Concentration:		Percentage:			
							
Spherocytes	Count: 83.0	Concentration: $1.68 \times 10^9/L$		Percentage: 0.02 SPH#/RBC			
							
Agglutinated erythrocytes	Count:	Concentration:		Percentage:			
							
Normal platelets	Count: 4627.0	Concentration: $349 \times 10^9/L$		Percentage: 84.8 NPLT#/PLT			
							
Large platelet	Count:	Concentration:		Percentage:			
							
Aggregate platelets	Count: 4.0	Concentration: $0.00 \times 10^9/L$		Percentage:			

Veterinary Technician: not specified

Attending Veterinarian: Dr. Chelsi Marie Gabor

Date Reported: 15/06/2026

This report is solely for the received sample and serves as a diagnostic reference for veterinarians.