

Pet Doctors Veterinary Supplies and Services

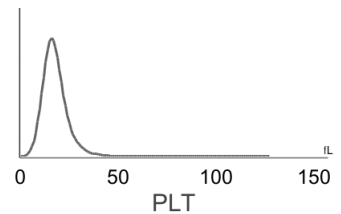
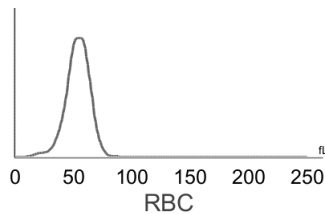
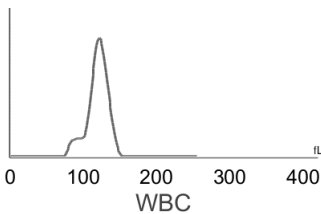
Blood Morphology Analysis Report

Pet Name: Milo
 Gender: Male
 Sample ID: 260615003

Owner Name: Venus Sison
 Age: 3Y
 Sample Type: Blood

Species: Canine
 Patient or Visit NO.:
 Time Tested: 15/06/2026 09:39:30

Test	Result	Unit	Reference Range	Low	Normal	High
1.WBC						
1-1WBC	15.35	10 ⁹ /L	6.00-17.00			
1-2Neu#	8.95	10 ⁹ /L	3.62-12.30			
1-3Nst#	0.02	10 ⁹ /L	0.00-1.00			
1-4Nsg#	8.93	10 ⁹ /L	2.30-11.50			
1-5Nsh#	0.00	10 ⁹ /L	0.00-3.50			
1-6Lym#	2.78	10 ⁹ /L	0.83-4.91			
1-7Mon#	1.72	10 ⁹ /L	0.14-1.97			
1-8Eos#	1.87	↑ 10 ⁹ /L	0.04-1.62			
1-9Bas#	0.03	10 ⁹ /L	0.00-0.12			
1-10Neu%	58.3	%	50.0-81.0			
1-11Nst/WBC%	0.1	%	0.0-10.0			
1-12Nsg%	58.2	%	48.0-70.0			
1-13Nsh/WBC%	0.0	%	0.0-15.5			
1-14Lym%	18.1	%	12.0-33.0			
1-15Mon%	11.2	%	2.0-13.0			
1-16Eos%	12.2	↑ %	0.5-10.0			
1-17Bas%	0.2	%	0.0-1.3			
1-18Nst/Neu%	0.2	%	0.0-22.0			
1-19Nsh/Neu%	0.0	%	0.0-20.0			
2.RBC						
2-1RBC	7.20	10 ¹² /L	5.10-8.50			
2-2HGB	149	g/L	110-190			
2-3HCT	45.8	%	35.0-58.0			
2-4MCV	63.6	fL	55.0-83.0			
2-5MCH	20.7	pg	18.0-31.0			
2-6MCHC	339	g/L	260-430			
2-7RDW-CV	20.9	%	11.2-21.3			
2-8RDW-SD	48.2	fL	31.2-51.7			
2-9RET#	8.45	10 ⁹ /L	3.00-45.00			
2-10RET%	0.12	%	0.00-1.00			
2-11MCVr	47.5	fL	30.0-120.0			
2-12MCVr-CV	47.5	%	20.0-80.0			
2-13NRBC#	0.00	10 ⁹ /L	0.00-0.10			
2-14NRBC/WBC%	0.00	%	0.00-0.50			
2-15ETG#	0.00	10 ¹² /L	0.00-0.10			
2-16ETG%	0.01	%	0.00-3.00			
2-17SPH#	29.31	10 ⁹ /L	0.00-150.00			
2-18SPH%	0.41	%	0.00-2.00			
2-19AGG#	0.00	10 ⁹ /L	0.00-0.50			
3.PLT						
3-1PLT	477	10 ⁹ /L	117-490			
3-2MPV	9.9	fL	8.4-14.1			
3-3PCT	0.473	%	0.090-0.580			
3-4PDW-CV	61.7	%	30.0-80.0			
3-5PDW-SD	10.4	fL	5.0-20.0			
3-6LPLT#	129	10 ⁹ /L	0-285			
3-7P-LCR	27.1	%	9.0-50.0			



Hospital Tel: +639171533903
Hospital Add: McArthur Highway, San Miguel, Calasiao, Pangasinan



Pet Doctors Veterinary Supplies and Services


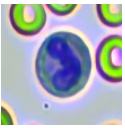
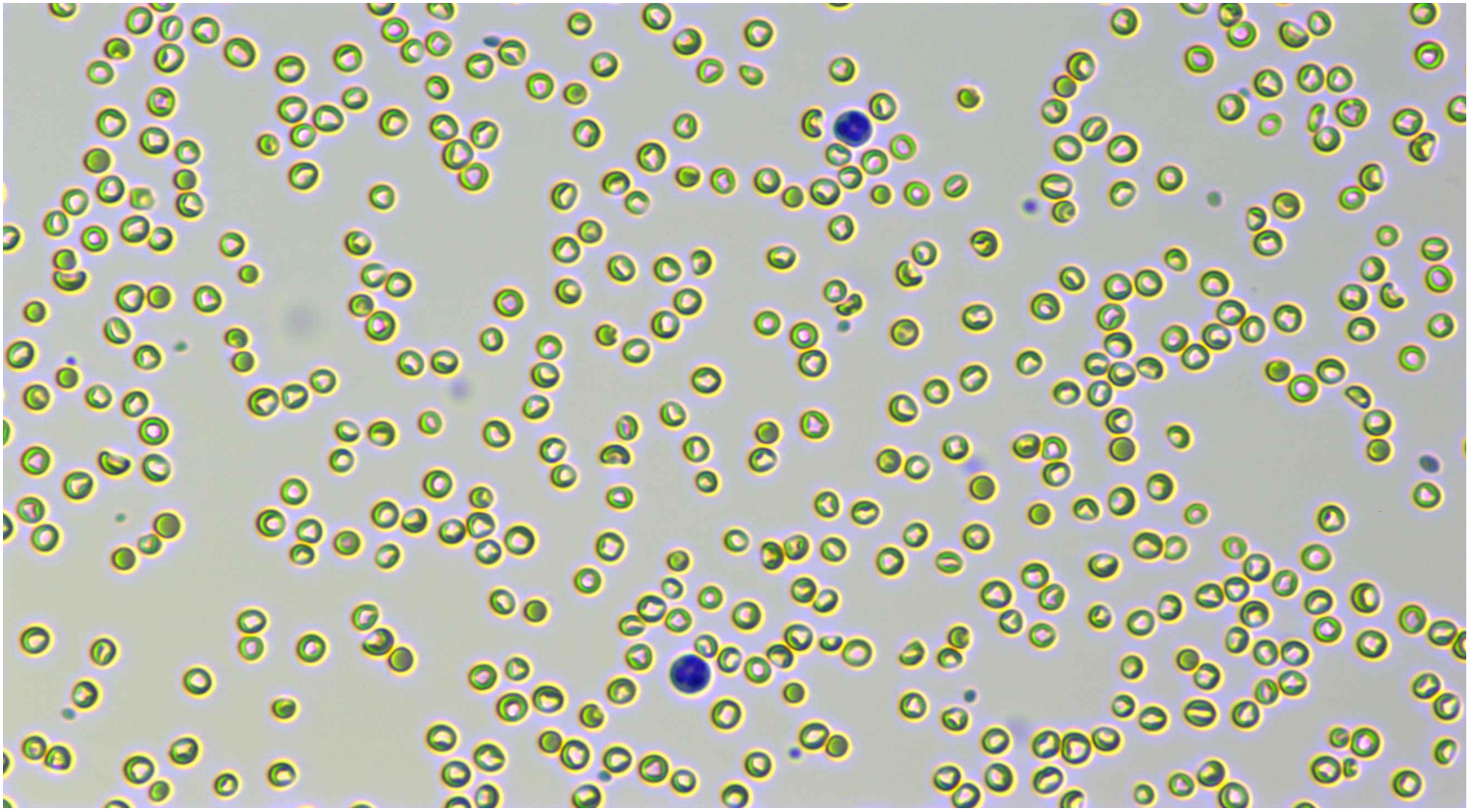
Blood Morphology Analysis Report

Pet Name: Milo
 Gender: Male
 Sample ID: 260615003

Owner Name: Venus Sison
 Age: 3Y
 Sample Type: Blood

Species: Canine
 Patient or Visit NO.:
 Time Tested: 15/06/2026 09:39:30

Distribution Chart


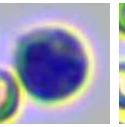
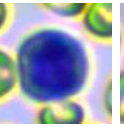

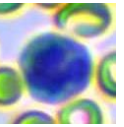
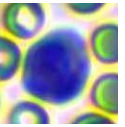
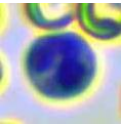
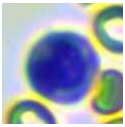
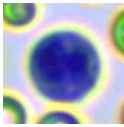
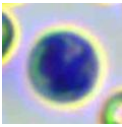
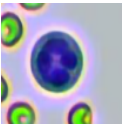


Neutrophil stab granulocytes

Count: 1.0

Concentration: $0.02 \times 10^9/L$

Percentage: 0.1 Nst#/WBC

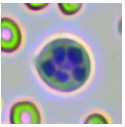


Neutrophil segmented granulocytes

Count: 464.0

Concentration: $8.93 \times 10^9/L$

Percentage: 58.2 Nsg#/WBC




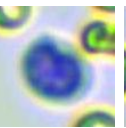
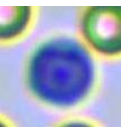
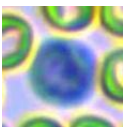
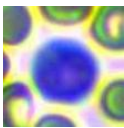
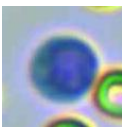


Hypersegmented neutrophils

Count:

Concentration:

Percentage:



Lymphocytes

Count: 145.0


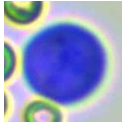
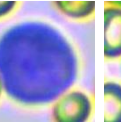
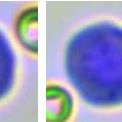
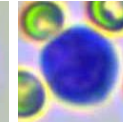
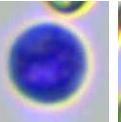




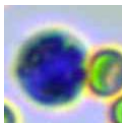
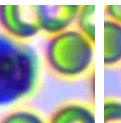
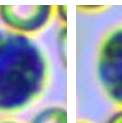
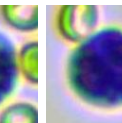
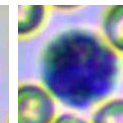

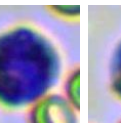
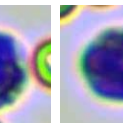








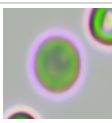



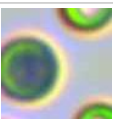
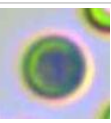











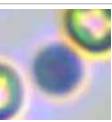

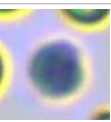

Concentration: $2.78 \times 10^9/L$

Percentage: 18.1 Lym#/WBC



Hospital Tel: +639171533903
Hospital Add: McArthur Highway, San Miguel, Calasiao, Pangasinan



																		
Monocytes	Count: 94.0	Concentration: $1.72 \times 10^9/L$				Percentage: 11.2 Mon#/WBC												
																		
Eosinophils	Count: 102.0	Concentration: $1.87 \times 10^9/L$				Percentage: 12.2 Eos#/WBC												
	Count:				Concentration:				Percentage:									
Basophils																		
																		
Normocyte	Count: 119599.0	Concentration: $7.20 \times 10^{12}/L$		Percentage: 99.6 Normocyte#/RBC		Reticulocytes	Count: 26.0	Concentration: $8.45 \times 10^9/L$		Percentage: 0.12 RET#/RBC								
	Count:				Concentration:				Percentage:									
Nucleated red blood cell																		
	Count:				Concentration:				Percentage:									
Erythrocyte ghost																		
							Count:				Concentration:				Percentage:			
Spherocytes	Count: 1647.0	Concentration: $29.31 \times 10^9/L$		Percentage: 0.41 SPH#/RBC		Agglutinated erythrocytes												
							Count:				Concentration:				Percentage:			
Normal platelets	Count: 7583.0	Concentration: $477 \times 10^9/L$		Percentage: 72.9 NPLT#/PLT		Large platelet												
	Count: 5.0				Concentration: $0.00 \times 10^9/L$				Percentage:									
Aggregate platelets																		

Clinical Significance

Eos# **Elevated levels:** Suggesting parasitic infection; allergy; granulomatous inflammation; mastocytoma; eosinophilic leukemia, etc.

Veterinary Technician: not specified

Attending Veterinarian: Dr. Mikaela Rabino

Date Reported: 15/06/2026

This report is solely for the received sample and serves as a diagnostic reference for veterinarians.