

Pet Doctors Veterinary Supplies and Services

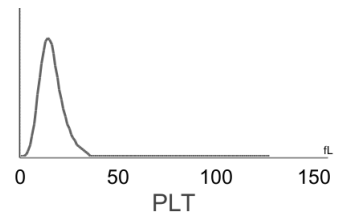
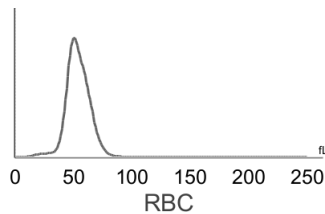
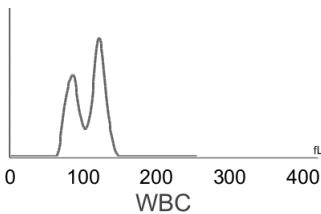
Blood Morphology Analysis Report

Pet Name: Kulit
 Gender: Female
 Sample ID: 260612001

Owner Name: George Tan
 Age: 10Y
 Sample Type: Blood

Species: Canine
 Patient or Visit NO.:
 Time Tested: 12/06/2026 14:37:44

Test	Result	Unit	Reference Range	Low	Normal	High
1.WBC						
1-1WBC	11.49	10 ⁹ /L	6.00-17.00			
1-2Neu#	5.82	10 ⁹ /L	3.62-12.30			
1-3Nst#	0.00	10 ⁹ /L	0.00-1.00			
1-4Nsg#	5.82	10 ⁹ /L	2.30-11.50			
1-5Nsh#	0.00	10 ⁹ /L	0.00-3.50			
1-6Lym#	4.38	10 ⁹ /L	0.83-4.91			
1-7Mon#	0.85	10 ⁹ /L	0.14-1.97			
1-8Eos#	0.44	10 ⁹ /L	0.04-1.62			
1-9Bas#	0.00	10 ⁹ /L	0.00-0.12			
1-10Neu%	50.7	%	50.0-81.0			
1-11Nst/WBC%	0.0	%	0.0-10.0			
1-12Nsg%	50.7	%	48.0-70.0			
1-13Nsh/WBC%	0.0	%	0.0-15.5			
1-14Lym%	38.1	↑ %	12.0-33.0			
1-15Mon%	7.4	%	2.0-13.0			
1-16Eos%	3.8	%	0.5-10.0			
1-17Bas%	0.0	%	0.0-1.3			
1-18Nst/Neu%	0.0	%	0.0-22.0			
1-19Nsh/Neu%	0.0	%	0.0-20.0			
2.RBC						
2-1RBC	5.07	↓ 10 ¹² /L	5.10-8.50			
2-2HGB	104	↓ g/L	110-190			
2-3HCT	32.2	↓ %	35.0-58.0			
2-4MCV	63.5	fL	55.0-83.0			
2-5MCH	20.4	pg	18.0-31.0			
2-6MCHC	337	g/L	260-430			
2-7RDW-CV	19.6	%	11.2-21.3			
2-8RDW-SD	45.0	fL	31.2-51.7			
2-9RET#	18.90	10 ⁹ /L	3.00-45.00			
2-10RET%	0.37	%	0.00-1.00			
2-11MCVr	49.2	fL	30.0-120.0			
2-12MCVr-CV	43.2	%	20.0-80.0			
2-13NRBC#	0.00	10 ⁹ /L	0.00-0.10			
2-14NRBC/WBC%	0.00	%	0.00-0.50			
2-15ETG#	0.00	10 ¹² /L	0.00-0.10			
2-16ETG%	0.03	%	0.00-3.00			
2-17SPH#	31.81	10 ⁹ /L	0.00-150.00			
2-18SPH%	0.63	%	0.00-2.00			
2-19AGG#	0.00	10 ⁹ /L	0.00-0.50			
3.PLT						
3-1PLT	173	10 ⁹ /L	117-490			
3-2MPV	9.0	fL	8.4-14.1			
3-3PCT	0.157	%	0.090-0.580			
3-4PDW-CV	69.2	%	30.0-80.0			
3-5PDW-SD	10.6	fL	5.0-20.0			
3-6LPLT#	34	10 ⁹ /L	0-285			
3-7P-LCR	19.5	%	9.0-50.0			



Hospital Tel: +639171533903
Hospital Add: McArthur Highway, San Miguel, Calasiao, Pangasinan



Pet Doctors Veterinary Supplies and Services

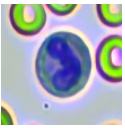
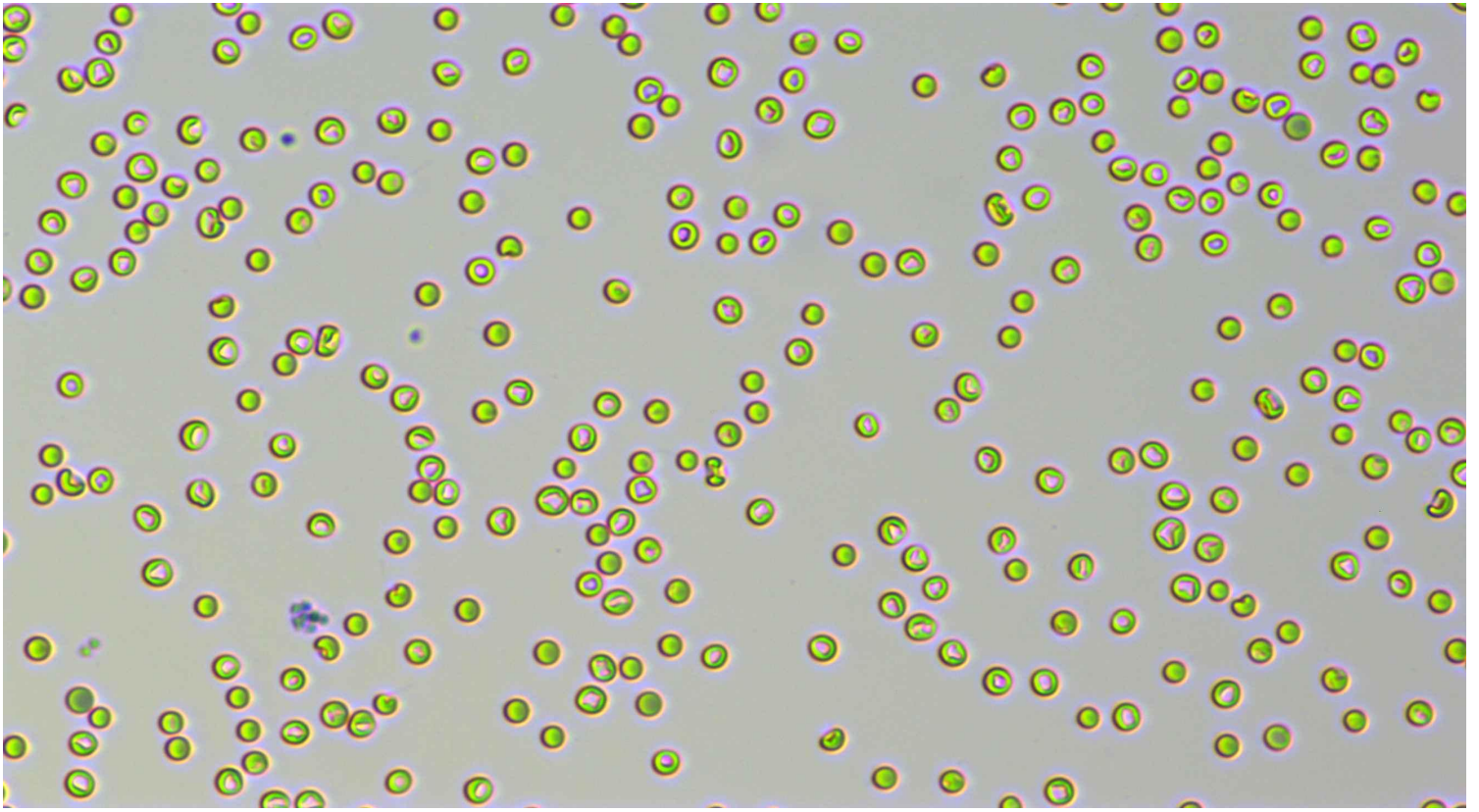
Blood Morphology Analysis Report

Pet Name: Kulit
 Gender: Female
 Sample ID: 260612001

Owner Name: George Tan
 Age: 10Y
 Sample Type: Blood

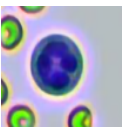
Species: Canine
 Patient or Visit NO.:
 Time Tested: 12/06/2026 14:37:44

Distribution Chart

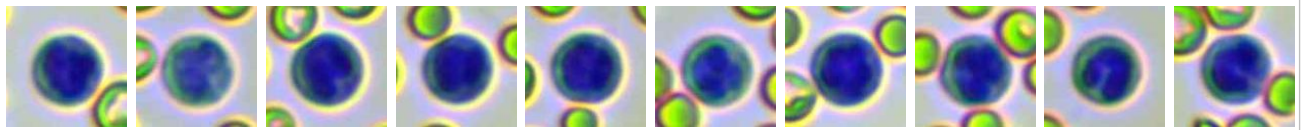


Neutrophil stab granulocytes

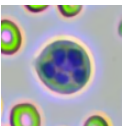
Count:	Concentration:	Percentage:
--------	----------------	-------------



Neutrophil segmented granulocytes




Count: 307.0	Concentration: $5.82 \times 10^9/L$	Percentage: 50.7 Nsg#/WBC
--------------	-------------------------------------	---------------------------

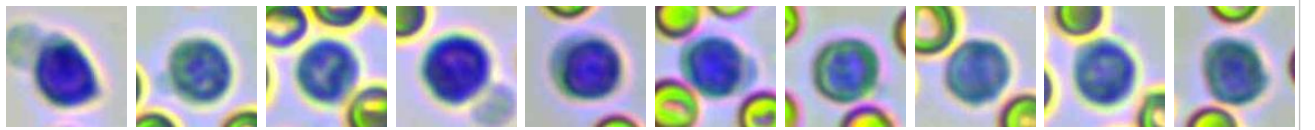


Hypersegmented neutrophils

Count:	Concentration:	Percentage:
--------	----------------	-------------



Lymphocytes



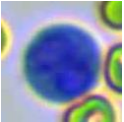

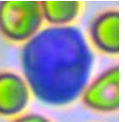
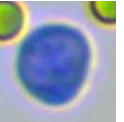

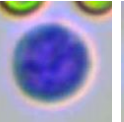
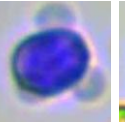
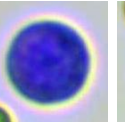

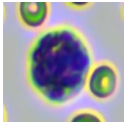
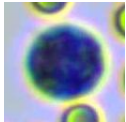
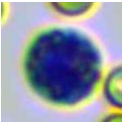
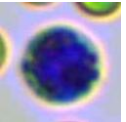
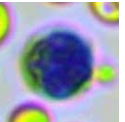
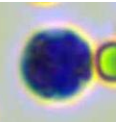
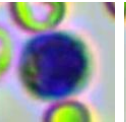
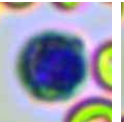
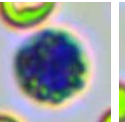
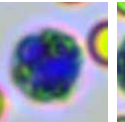
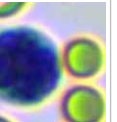
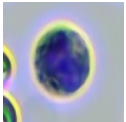






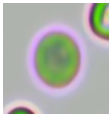




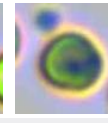



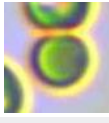













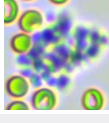
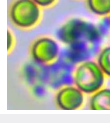
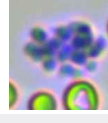
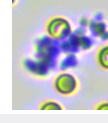
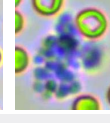


Count: 230.0	Concentration: $4.38 \times 10^9/L$	Percentage: 38.1 Lym#/WBC
--------------	-------------------------------------	---------------------------



Hospital Tel: +639171533903
Hospital Add: McArthur Highway, San Miguel, Calasiao, Pangasinan



											
Monocytes	Count: 45.0	Concentration: $0.85 \times 10^9/L$				Percentage: 7.4 Mon#/WBC					
											
Eosinophils	Count: 22.0	Concentration: $0.44 \times 10^9/L$				Percentage: 3.8 Eos#/WBC					
	Count: Concentration: Percentage:										
Basophils	Count: Concentration: Percentage:										
											
Normocyte	Count: 83733.0	Concentration: $5.07 \times 10^{12}/L$		Percentage: 99.2 Normocyte#/RBC		Reticulocytes	Count: 145.0	Concentration: $18.90 \times 10^9/L$		Percentage: 0.37 RET#/RBC	
	Count: Concentration: Percentage:										
Nucleated red blood cell	Count: Concentration: Percentage:										
	Count: Concentration: Percentage:										
Erythrocyte ghost	Count: Concentration: Percentage:										
							Count: Concentration: Percentage:				
Spherocytes	Count: 1817.0	Concentration: $31.81 \times 10^9/L$		Percentage: 0.63 SPH#/RBC		Agglutinated erythrocytes	Count: Concentration: Percentage:				
							Count: Concentration: Percentage:				
Normal platelets	Count: 2461.0	Concentration: $173 \times 10^9/L$		Percentage: 80.5 NPLT#/PLT		Large platelet	Count: Concentration: Percentage:				
						Count: Concentration: Percentage:					
Aggregate platelets	Count: 513.0	Concentration: $0.00 \times 10^9/L$		Percentage:							

Clinical Significance

RBC	Decreased levels: Common of all kinds is urgent, chronic and haemorrhagic anaemia, if ulcer, tumor, operation; and the haemolytic anaemia that helminth infection, autoimmunity haemolysis causes; the nutrition sex anaemia that hidebound causes; the aplastic anaemia that toxic, immune disease, endocrine is maladjusted cause.
HGB	Decreased levels: It is common in anemia caused by various reasons, such as hemolytic anemia, blood loss and anemia caused by parasitic infection.
HCT	Decreased levels: It is common in anemia caused by various reasons.

Veterinary Technician: not specified

Attending Veterinarian: Dr. Marian Grace Wanagen

Date Reported: 12/06/2026

This report is solely for the received sample and serves as a diagnostic reference for veterinarians.



Hospital Tel: +639171533903

Hospital Add: McArthur Highway, San Miguel, Calasiao, Pangasinan

