

# Pet Doctors Veterinary Supplies and Services

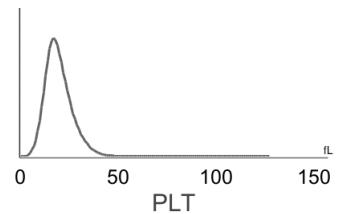
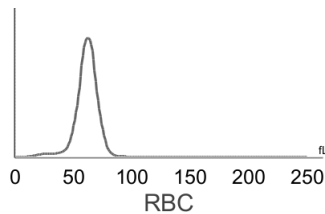
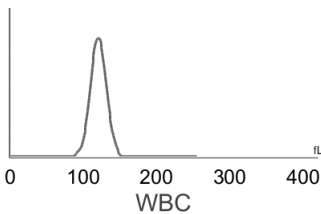
## Blood Morphology Analysis Report

Pet Name: Koleen  
 Gender: Female  
 Sample ID: 260608004

Owner Name: Victoria Oiga  
 Age: 5Y  
 Sample Type: Blood

Species: Canine  
 Patient or Visit NO.:  
 Time Tested: 08/06/2026 12:34:37

Test	Result	Unit	Reference Range	Low	Normal	High
<b>1.WBC</b>						
1-1WBC	12.34	10 <sup>9</sup> /L	6.00-17.00			
1-2Neu#	9.37	10 <sup>9</sup> /L	3.62-12.30			
1-3Nst#	0.00	10 <sup>9</sup> /L	0.00-1.00			
1-4Nsg#	9.37	10 <sup>9</sup> /L	2.30-11.50			
1-5Nsh#	0.00	10 <sup>9</sup> /L	0.00-3.50			
1-6Lym#	1.44	10 <sup>9</sup> /L	0.83-4.91			
1-7Mon#	0.56	10 <sup>9</sup> /L	0.14-1.97			
1-8Eos#	0.95	10 <sup>9</sup> /L	0.04-1.62			
1-9Bas#	0.02	10 <sup>9</sup> /L	0.00-0.12			
1-10Neu%	75.9	%	50.0-81.0			
1-11Nst/WBC%	0.0	%	0.0-10.0			
1-12Nsg%	75.9	↑ %	48.0-70.0			
1-13Nsh/WBC%	0.0	%	0.0-15.5			
1-14Lym%	11.7	↓ %	12.0-33.0			
1-15Mon%	4.5	%	2.0-13.0			
1-16Eos%	7.7	%	0.5-10.0			
1-17Bas%	0.2	%	0.0-1.3			
1-18Nst/Neu%	0.0	%	0.0-22.0			
1-19Nsh/Neu%	0.0	%	0.0-20.0			
<b>2.RBC</b>						
2-1RBC	5.56	10 <sup>12</sup> /L	5.10-8.50			
2-2HGB	131	g/L	110-190			
2-3HCT	40.3	%	35.0-58.0			
2-4MCV	72.6	fL	55.0-83.0			
2-5MCH	23.5	pg	18.0-31.0			
2-6MCHC	336	g/L	260-430			
2-7RDW-CV	14.3	%	11.2-21.3			
2-8RDW-SD	38.0	fL	31.2-51.7			
2-9RET#	11.46	10 <sup>9</sup> /L	3.00-45.00			
2-10RET%	0.21	%	0.00-1.00			
2-11MCVr	44.8	fL	30.0-120.0			
2-12MCVr-CV	42.1	%	20.0-80.0			
2-13NRBC#	0.00	10 <sup>9</sup> /L	0.00-0.10			
2-14NRBC/WBC%	0.00	%	0.00-0.50			
2-15ETG#	0.00	10 <sup>12</sup> /L	0.00-0.10			
2-16ETG%	0.01	%	0.00-3.00			
2-17SPH#	1.25	10 <sup>9</sup> /L	0.00-150.00			
2-18SPH%	0.02	%	0.00-2.00			
2-19AGG#	0.00	10 <sup>9</sup> /L	0.00-0.50			
<b>3.PLT</b>						
3-1PLT	372	10 <sup>9</sup> /L	117-490			
3-2MPV	10.9	fL	8.4-14.1			
3-3PCT	0.406	%	0.090-0.580			
3-4PDW-CV	64.5	%	30.0-80.0			
3-5PDW-SD	12.2	fL	5.0-20.0			
3-6LPLT#	163	10 <sup>9</sup> /L	0-285			
3-7P-LCR	43.8	%	9.0-50.0			



**Hospital Tel: +639171533903**  
**Hospital Add: McArthur Highway, San Miguel, Calasiao, Pangasinan**



# Pet Doctors Veterinary Supplies and Services

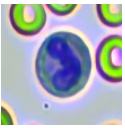
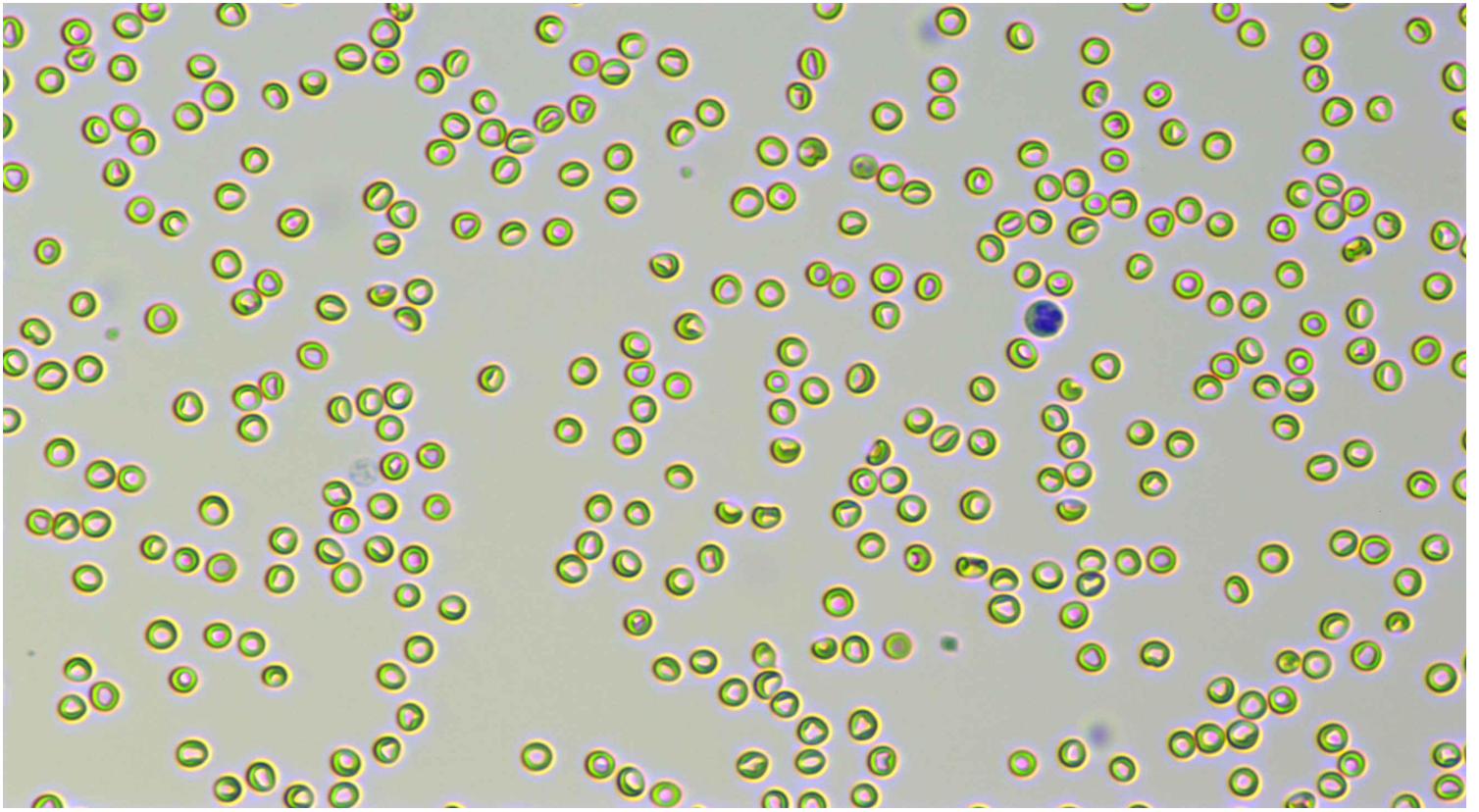
## Blood Morphology Analysis Report

Pet Name: Koleen  
 Gender: Female  
 Sample ID: 260608004

Owner Name: Victoria Oiga  
 Age: 5Y  
 Sample Type: Blood

Species: Canine  
 Patient or Visit NO.:  
 Time Tested: 08/06/2026 12:34:37

### Distribution Chart

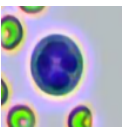


Neutrophil stab granulocytes

Count:

Concentration:

Percentage:

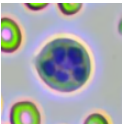


Neutrophil segmented granulocytes

Count: 493.0

Concentration:  $9.37 \times 10^9/L$

Percentage: 75.9 Nsg#/WBC




Hypersegmented neutrophils

Count:

Concentration:

Percentage:


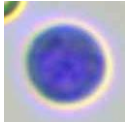
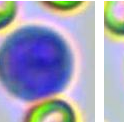

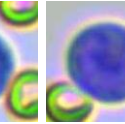
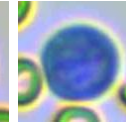
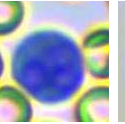
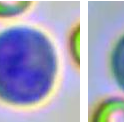
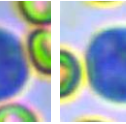

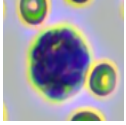
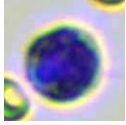
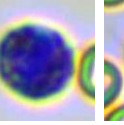
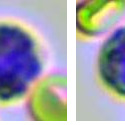
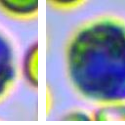
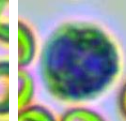
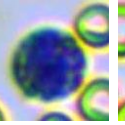



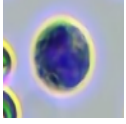






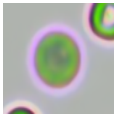
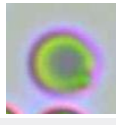
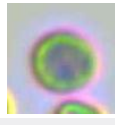


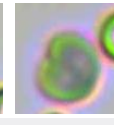







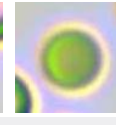


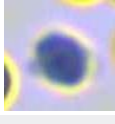







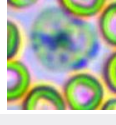
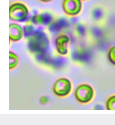
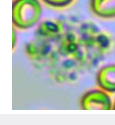



Lymphocytes

Count: 76.0

Concentration:  $1.44 \times 10^9/L$

Percentage: 11.7 Lym#/WBC

											
Monocytes	Count: 30.0	Concentration: $0.56 \times 10^9/L$				Percentage: 4.5 Mon#/WBC					
											
Eosinophils	Count: 50.0	Concentration: $0.95 \times 10^9/L$				Percentage: 7.7 Eos#/WBC					
	Count:	Concentration:				Percentage:					
Basophils											
											
Normocyte	Count: 93778.0	Concentration: $5.56 \times 10^{12}/L$		Percentage: 99.9 Normocyte#/RBC		Reticulocytes	Count: 38.0	Concentration: $11.46 \times 10^9/L$		Percentage: 0.21 RET#/RBC	
	Count:	Concentration:		Percentage:			Count:	Concentration:		Percentage:	
Nucleated red blood cell						Erythrocyte ghost					
							Count:	Concentration:		Percentage:	
Spherocytes	Count: 73.0	Concentration: $1.25 \times 10^9/L$		Percentage: 0.02 SPH#/RBC		Agglutinated erythrocytes					
							Count:	Concentration:		Percentage:	
Normal platelets	Count: 5784.0	Concentration: $372 \times 10^9/L$		Percentage: 56.2 NPLT#/PLT		Large platelet					
							Count: 9.0	Concentration: $0.00 \times 10^9/L$		Percentage:	
Aggregate platelets											

Veterinary Technician: not specified

Attending Veterinarian: Dr. Chelsi Marie Gabor

Date Reported: 11/06/2026

**This report is solely for the received sample and serves as a diagnostic reference for veterinarians.**