

# Pet Doctors Veterinary Supplies and Services

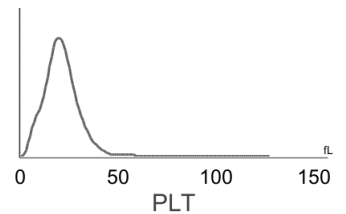
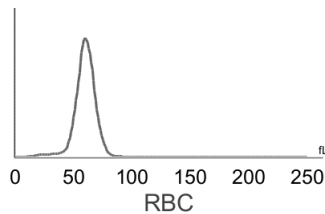
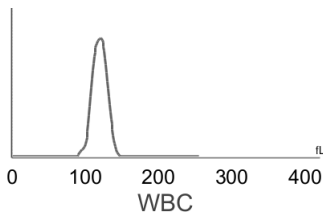
## Blood Morphology Analysis Report

Pet Name: Akulaw  
 Gender: Female  
 Sample ID: 260611003

Owner Name: Marinella Palaganas  
 Age: 11Y  
 Sample Type: Blood

Species: Canine  
 Patient or Visit NO.:  
 Time Tested: 11/06/2026 09:48:33

Test	Result	Unit	Reference Range	Low	Normal	High
<b>1.WBC</b>						
1-1WBC	9.32	10 <sup>9</sup> /L	6.00-17.00			
1-2Neu#	7.06	10 <sup>9</sup> /L	3.62-12.30			
1-3Nst#	0.00	10 <sup>9</sup> /L	0.00-1.00			
1-4Nsg#	7.06	10 <sup>9</sup> /L	2.30-11.50			
1-5Nsh#	0.00	10 <sup>9</sup> /L	0.00-3.50			
1-6Lym#	1.37	10 <sup>9</sup> /L	0.83-4.91			
1-7Mon#	0.44	10 <sup>9</sup> /L	0.14-1.97			
1-8Eos#	0.44	10 <sup>9</sup> /L	0.04-1.62			
1-9Bas#	0.01	10 <sup>9</sup> /L	0.00-0.12			
1-10Neu%	75.8	%	50.0-81.0			
1-11Nst/WBC%	0.0	%	0.0-10.0			
1-12Nsg%	75.8	↑ %	48.0-70.0			
1-13Nsh/WBC%	0.0	%	0.0-15.5			
1-14Lym%	14.7	%	12.0-33.0			
1-15Mon%	4.7	%	2.0-13.0			
1-16Eos%	4.7	%	0.5-10.0			
1-17Bas%	0.1	%	0.0-1.3			
1-18Nst/Neu%	0.0	%	0.0-22.0			
1-19Nsh/Neu%	0.0	%	0.0-20.0			
<b>2.RBC</b>						
2-1RBC	5.01	↓ 10 <sup>12</sup> /L	5.10-8.50			
2-2HGB	116	g/L	110-190			
2-3HCT	35.9	%	35.0-58.0			
2-4MCV	71.8	fL	55.0-83.0			
2-5MCH	23.2	pg	18.0-31.0			
2-6MCHC	340	g/L	260-430			
2-7RDW-CV	14.2	%	11.2-21.3			
2-8RDW-SD	36.8	fL	31.2-51.7			
2-9RET#	10.69	10 <sup>9</sup> /L	3.00-45.00			
2-10RET%	0.21	%	0.00-1.00			
2-11MCVr	44.5	fL	30.0-120.0			
2-12MCVr-CV	43.8	%	20.0-80.0			
2-13NRBC#	0.00	10 <sup>9</sup> /L	0.00-0.10			
2-14NRBC/WBC%	0.00	%	0.00-0.50			
2-15ETG#	0.00	10 <sup>12</sup> /L	0.00-0.10			
2-16ETG%	0.01	%	0.00-3.00			
2-17SPH#	12.24	10 <sup>9</sup> /L	0.00-150.00			
2-18SPH%	0.24	%	0.00-2.00			
2-19AGG#	0.00	10 <sup>9</sup> /L	0.00-0.50			
<b>3.PLT</b>						
3-1PLT	193	10 <sup>9</sup> /L	117-490			
3-2MPV	11.6	fL	8.4-14.1			
3-3PCT	0.224	%	0.090-0.580			
3-4PDW-CV	79.6	%	30.0-80.0			
3-5PDW-SD	15.9	fL	5.0-20.0			
3-6LPLT#	75	10 <sup>9</sup> /L	0-285			
3-7P-LCR	39.0	%	9.0-50.0			



**Hospital Tel: +639171533903**  
**Hospital Add: McArthur Highway, San Miguel, Calasiao, Pangasinan**



# Pet Doctors Veterinary Supplies and Services

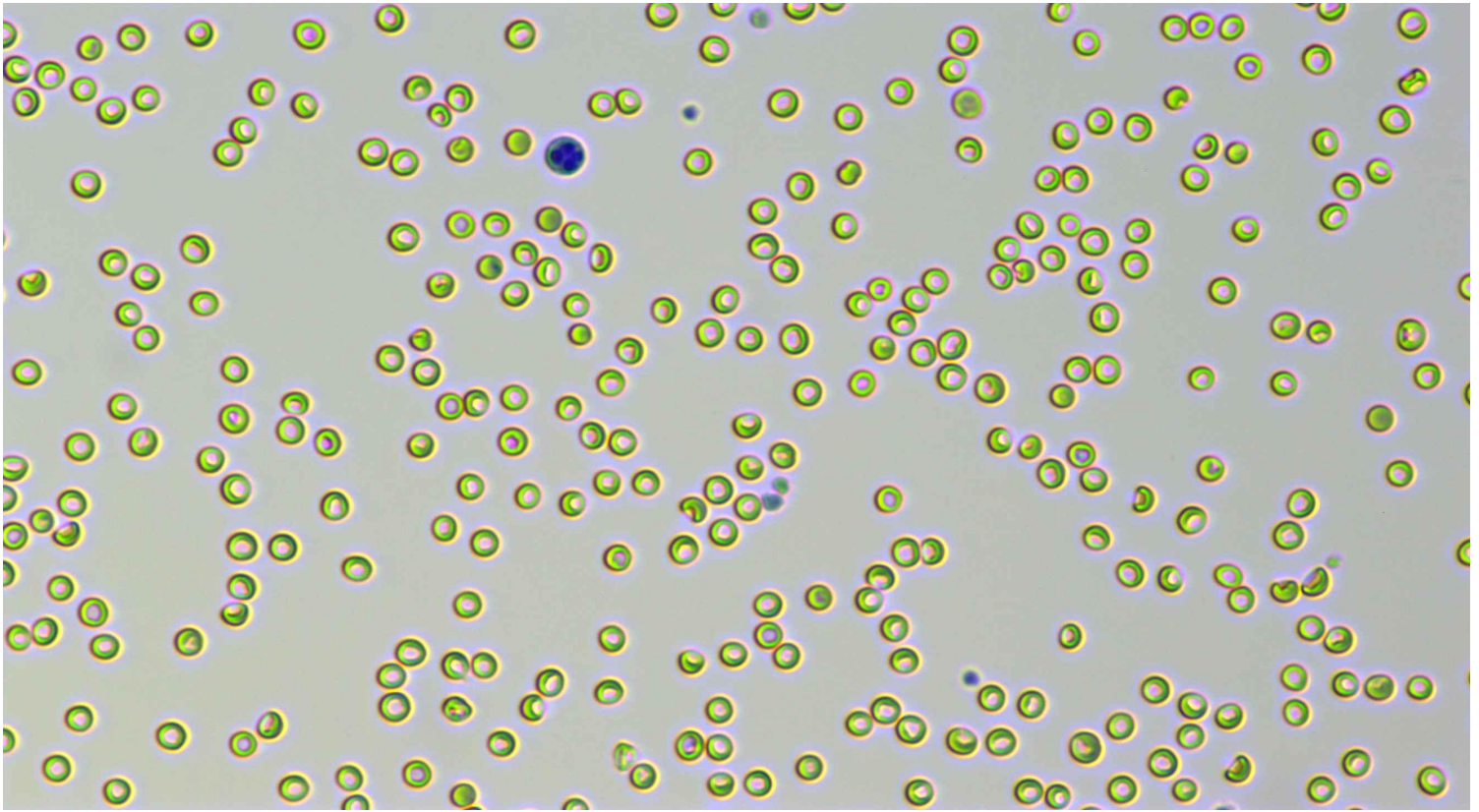
## Blood Morphology Analysis Report

Pet Name: Akulaw  
 Gender: Female  
 Sample ID: 260611003

Owner Name: Marinella Palaganas  
 Age: 11Y  
 Sample Type: Blood

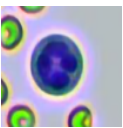
Species: Canine  
 Patient or Visit NO.:  
 Time Tested: 11/06/2026 09:48:33

### Distribution Chart




Neutrophil stab granulocytes

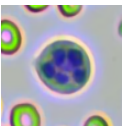
Count:	Concentration:	Percentage:
--------	----------------	-------------



Neutrophil segmented granulocytes




Count: 372.0	Concentration: $7.06 \times 10^9/L$	Percentage: 75.8 Nsg#/WBC
--------------	-------------------------------------	---------------------------




Hypersegmented neutrophils

Count:	Concentration:	Percentage:
--------	----------------	-------------



Lymphocytes


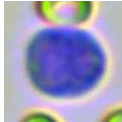
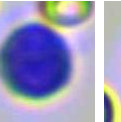
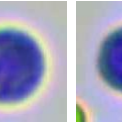
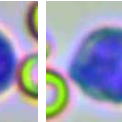
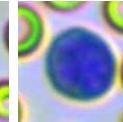
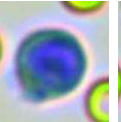
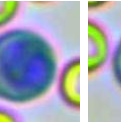
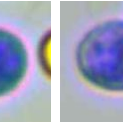


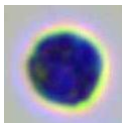
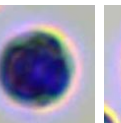
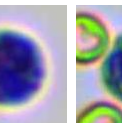
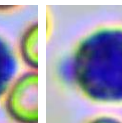
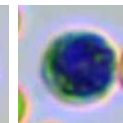
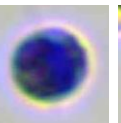
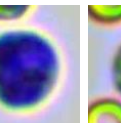









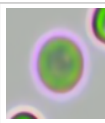

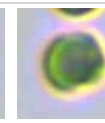
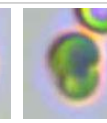

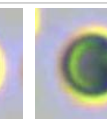







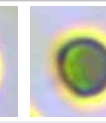









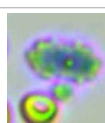

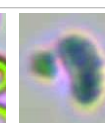




Count: 71.0	Concentration: $1.37 \times 10^9/L$	Percentage: 14.7 Lym#/WBC
-------------	-------------------------------------	---------------------------



**Hospital Tel: +639171533903**  
**Hospital Add: McArthur Highway, San Miguel, Calasiao, Pangasinan**



											
Monocytes	Count: 23.0	Concentration: $0.44 \times 10^9/L$				Percentage: 4.7 Mon#/WBC					
											
Eosinophils	Count: 24.0	Concentration: $0.44 \times 10^9/L$				Percentage: 4.7 Eos#/WBC					
	Count:	Concentration:				Percentage:					
Basophils											
											
Normocyte	Count: 83530.0	Concentration: $5.01 \times 10^{12}/L$		Percentage: 99.6 Normocyte#/RBC		Reticulocytes	Count: 117.0	Concentration: $10.69 \times 10^9/L$		Percentage: 0.21 RET#/RBC	
	Count:	Concentration:		Percentage:			Count:	Concentration:		Percentage:	
Nucleated red blood cell						Erythrocyte ghost					
							Count:	Concentration:		Percentage:	
Spherocytes	Count: 663.0	Concentration: $12.24 \times 10^9/L$		Percentage: 0.24 SPH#/RBC		Agglutinated erythrocytes					
							Count:	Concentration:		Percentage:	
Normal platelets	Count: 2558.0	Concentration: $193 \times 10^9/L$		Percentage: 61.0 NPLT#/PLT		Large platelet					
							Count: 13.0	Concentration: $0.00 \times 10^9/L$		Percentage:	
Aggregate platelets											

### Clinical Significance

RBC **Decreased levels:** Common of all kinds is urgent, chronic and haemorrhagic anaemia, if ulcer, tumor, operation; and the haemolytic anaemia that helminth infection, autoimmunity haemolysis causes; the nutrition sex anaemia that hidebound causes; the aplastic anaemia that toxic, immune disease, endocrine is maladjusted cause.

Veterinary Technician: not specified  
 Attending Veterinarian: Dr. Marian Grace Wanagen

Date Reported: 11/06/2026

**This report is solely for the received sample and serves as a diagnostic reference for veterinarians.**