

Pet Doctors Veterinary Supplies and Services

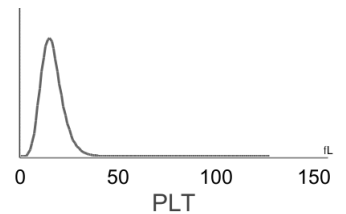
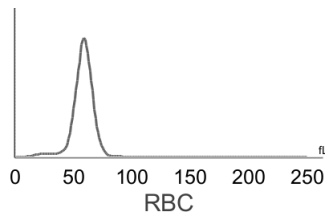
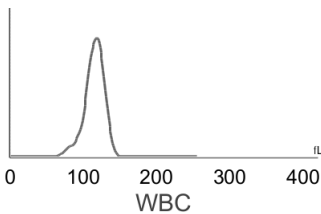
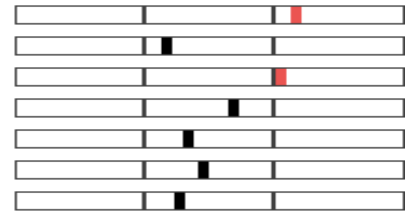


Blood Morphology Analysis Report

Pet Name: Cali
 Gender: Female
 Sample ID: 260611004

Owner Name:
 Age: 4Y
 Sample Type: Blood

Species: Canine
 Patient or Visit NO.:
 Time Tested: 11/06/2026 10:41:55

Test	Result		Unit	Reference Range	Low	Normal	High
1.WBC							
1-1WBC	23.04	↑	10 ⁹ /L	6.00-17.00			
1-2Neu#	15.35	↑	10 ⁹ /L	3.62-12.30			
1-3Nst#	0.02		10 ⁹ /L	0.00-1.00			
1-4Nsg#	15.33	↑	10 ⁹ /L	2.30-11.50			
1-5Nsh#	0.00		10 ⁹ /L	0.00-3.50			
1-6Lym#	4.26		10 ⁹ /L	0.83-4.91			
1-7Mon#	0.94		10 ⁹ /L	0.14-1.97			
1-8Eos#	2.42	↑	10 ⁹ /L	0.04-1.62			
1-9Bas#	0.07		10 ⁹ /L	0.00-0.12			
1-10Neu%	66.6		%	50.0-81.0			
1-11Nst/WBC%	0.1		%	0.0-10.0			
1-12Nsg%	66.5		%	48.0-70.0			
1-13Nsh/WBC%	0.0		%	0.0-15.5			
1-14Lym%	18.5		%	12.0-33.0			
1-15Mon%	4.1		%	2.0-13.0			
1-16Eos%	10.5	↑	%	0.5-10.0			
1-17Bas%	0.3		%	0.0-1.3			
1-18Nst/Neu%	0.1		%	0.0-22.0			
1-19Nsh/Neu%	0.0		%	0.0-20.0			
2.RBC							
2-1RBC	8.05		10 ¹² /L	5.10-8.50			
2-2HGB	182		g/L	110-190			
2-3HCT	55.5		%	35.0-58.0			
2-4MCV	69.0		fL	55.0-83.0			
2-5MCH	22.6		pg	18.0-31.0			
2-6MCHC	339		g/L	260-430			
2-7RDW-CV	13.6		%	11.2-21.3			
2-8RDW-SD	34.3		fL	31.2-51.7			
2-9RET#	4.62		10 ⁹ /L	3.00-45.00			
2-10RET%	0.06		%	0.00-1.00			
2-11MCVr	48.6		fL	30.0-120.0			
2-12MCVr-CV	40.9		%	20.0-80.0			
2-13NRBC#	0.00		10 ⁹ /L	0.00-0.10			
2-14NRBC/WBC%	0.00		%	0.00-0.50			
2-15ETG#	0.00		10 ¹² /L	0.00-0.10			
2-16ETG%	0.00		%	0.00-3.00			
2-17SPH#	2.69		10 ⁹ /L	0.00-150.00			
2-18SPH%	0.03		%	0.00-2.00			
2-19AGG#	0.00		10 ⁹ /L	0.00-0.50			
3.PLT							
3-1PLT	648	↑	10 ⁹ /L	117-490			
3-2MPV	9.3		fL	8.4-14.1			
3-3PCT	0.600	↑	%	0.090-0.580			
3-4PDW-CV	63.8		%	30.0-80.0			
3-5PDW-SD	10.1		fL	5.0-20.0			
3-6LPLT#	127		10 ⁹ /L	0-285			
3-7P-LCR	19.7		%	9.0-50.0			



Hospital Tel: +639171533903
Hospital Add: McArthur Highway, San Miguel, Calasiao, Pangasinan



Pet Doctors Veterinary Supplies and Services

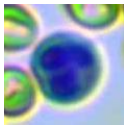
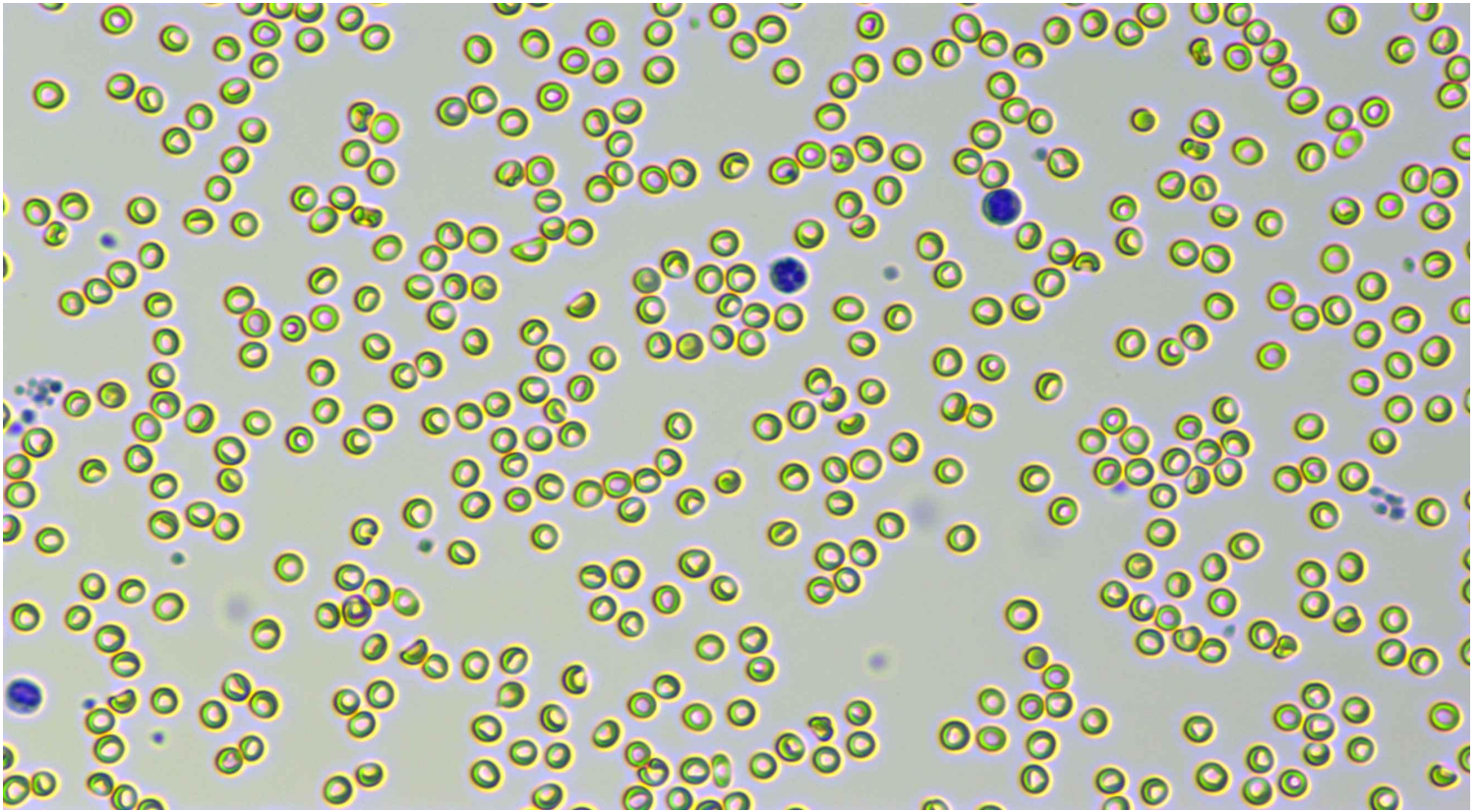
Blood Morphology Analysis Report

Pet Name: Cali
 Gender: Female
 Sample ID: 260611004

Owner Name:
 Age: 4Y
 Sample Type: Blood

Species: Canine
 Patient or Visit NO.:
 Time Tested: 11/06/2026 10:41:55

Distribution Chart

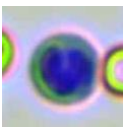
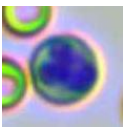
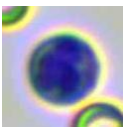
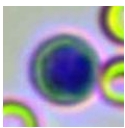
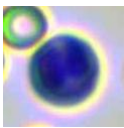
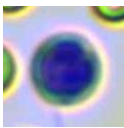
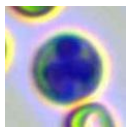

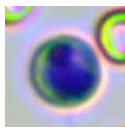
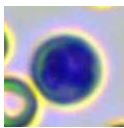


Neutrophil stab granulocytes

Count: 1.0

Concentration: $0.02 \times 10^9/L$

Percentage: 0.1 Nst#/WBC



Neutrophil segmented granulocytes

Count: 792.0

Concentration: $15.33 \times 10^9/L$

Percentage: 66.5 Nsg#/WBC


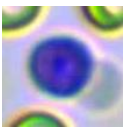

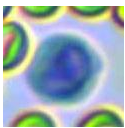
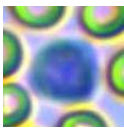
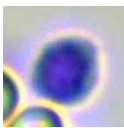
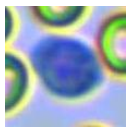
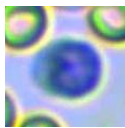
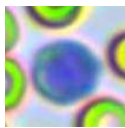
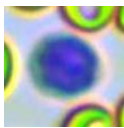


Hypersegmented neutrophils

Count:

Concentration:

Percentage:





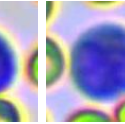
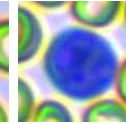
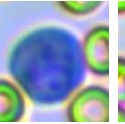



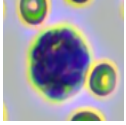
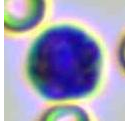
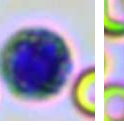
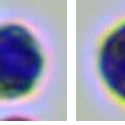

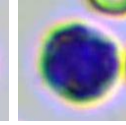
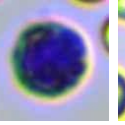
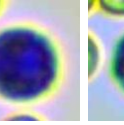
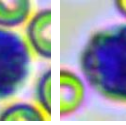

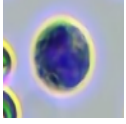






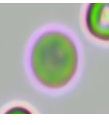

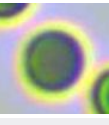












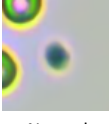



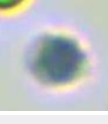



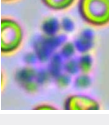
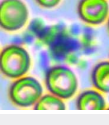

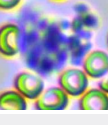
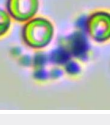


Lymphocytes

Count: 222.0

Concentration: $4.26 \times 10^9/L$

Percentage: 18.5 Lym#/WBC

											
Monocytes	Count: 50.0	Concentration: $0.94 \times 10^9/L$				Percentage: 4.1 Mon#/WBC					
											
Eosinophils	Count: 131.0	Concentration: $2.42 \times 10^9/L$				Percentage: 10.5 Eos#/WBC					
	Count:	Concentration:				Percentage:					
Basophils											
											
Normocyte	Count: 135611.0	Concentration: $8.05 \times 10^{12}/L$		Percentage: 100.0 Normocyte#/RBC		Reticulocytes	Count: 10.0	Concentration: $4.62 \times 10^9/L$		Percentage: 0.06 RET#/RBC	
	Count:	Concentration:		Percentage:			Count:	Concentration:		Percentage:	
Nucleated red blood cell						Erythrocyte ghost					
							Count:	Concentration:		Percentage:	
Spherocytes	Count: 144.0	Concentration: $2.69 \times 10^9/L$		Percentage: 0.03 SPH#/RBC		Agglutinated erythrocytes					
							Count:	Concentration:		Percentage:	
Normal platelets	Count: 9080.0	Concentration: $648 \times 10^9/L$		Percentage: 80.3 NPLT#/PLT		Large platelet					
							Count: 673.0	Concentration: $0.00 \times 10^9/L$		Percentage:	
Aggregate platelets											

Clinical Significance

Neu#	Elevated levels: It is suggested that various acute infections, inflammations, stress reactions, some hematological diseases, toxic diseases, etc.
Nsg#	Elevated levels: It is suggested that various acute infections, inflammations, stress reactions, some hematological diseases, toxic diseases, etc.
Eos#	Elevated levels: Suggesting parasitic infection; allergy; granulomatous inflammation; mastocytoma; eosinophilic leukemia, etc.
PLT	Elevated levels: Most of them are physiological or secondary, rarely seen in primary. The former is commonly seen in tumors, gastrointestinal diseases such as pancreatitis, hepatitis, inflammatory bowel disease (IBD), colitis, immune-mediated diseases, blood loss/bleeding from various causes, fractures, use of glucocorticoids or antineoplastic drugs, dogs after splenectomy, exercise or injection of epinephrine, etc.; the latter is rarely seen in myeloproliferative diseases.
PCT	Elevated levels: Indicating an increase in platelets or large platelets.

Veterinary Technician: not specified
 Attending Veterinarian: Dr. Marian Grace Wanagen

Date Reported: 11/06/2026

This report is solely for the received sample and serves as a diagnostic reference for veterinarians.



Hospital Tel: +639171533903

Hospital Add: McArthur Highway, San Miguel, Calasiao, Pangasinan





Hospital Tel: +639171533903

Hospital Add: McArthur Highway, San Miguel, Calasiao, Pangasinan

