

Pet Doctors Veterinary Supplies and Services

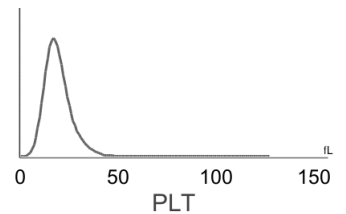
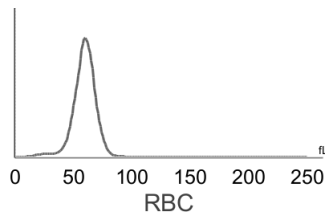
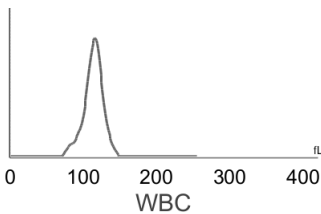
Blood Morphology Analysis Report

Pet Name: Spike
 Gender: Male
 Sample ID: 260611001

Owner Name: Maan Parayno
 Age: 2Y
 Sample Type: Blood

Species: Canine
 Patient or Visit NO.:
 Time Tested: 11/06/2026 09:05:54

Test	Result	Unit	Reference Range	Low	Normal	High
1.WBC						
1-1WBC	13.28	10 ⁹ /L	6.00-17.00			
1-2Neu#	8.67	10 ⁹ /L	3.62-12.30			
1-3Nst#	0.00	10 ⁹ /L	0.00-1.00			
1-4Nsg#	8.67	10 ⁹ /L	2.30-11.50			
1-5Nsh#	0.00	10 ⁹ /L	0.00-3.50			
1-6Lym#	2.44	10 ⁹ /L	0.83-4.91			
1-7Mon#	0.92	10 ⁹ /L	0.14-1.97			
1-8Eos#	1.25	10 ⁹ /L	0.04-1.62			
1-9Bas#	0.00	10 ⁹ /L	0.00-0.12			
1-10Neu%	65.3	%	50.0-81.0			
1-11Nst/WBC%	0.0	%	0.0-10.0			
1-12Nsg%	65.3	%	48.0-70.0			
1-13Nsh/WBC%	0.0	%	0.0-15.5			
1-14Lym%	18.4	%	12.0-33.0			
1-15Mon%	6.9	%	2.0-13.0			
1-16Eos%	9.4	%	0.5-10.0			
1-17Bas%	0.0	%	0.0-1.3			
1-18Nst/Neu%	0.0	%	0.0-22.0			
1-19Nsh/Neu%	0.0	%	0.0-20.0			
2.RBC						
2-1RBC	5.90	10 ¹² /L	5.10-8.50			
2-2HGB	134	g/L	110-190			
2-3HCT	40.8	%	35.0-58.0			
2-4MCV	69.1	fL	55.0-83.0			
2-5MCH	22.7	pg	18.0-31.0			
2-6MCHC	336	g/L	260-430			
2-7RDW-CV	15.9	%	11.2-21.3			
2-8RDW-SD	40.9	fL	31.2-51.7			
2-9RET#	7.59	10 ⁹ /L	3.00-45.00			
2-10RET%	0.13	%	0.00-1.00			
2-11MCVr	49.2	fL	30.0-120.0			
2-12MCVr-CV	44.6	%	20.0-80.0			
2-13NRBC#	0.00	10 ⁹ /L	0.00-0.10			
2-14NRBC/WBC%	0.00	%	0.00-0.50			
2-15ETG#	0.00	10 ¹² /L	0.00-0.10			
2-16ETG%	0.01	%	0.00-3.00			
2-17SPH#	7.47	10 ⁹ /L	0.00-150.00			
2-18SPH%	0.13	%	0.00-2.00			
2-19AGG#	0.00	10 ⁹ /L	0.00-0.50			
3.PLT						
3-1PLT	428	10 ⁹ /L	117-490			
3-2MPV	10.7	fL	8.4-14.1			
3-3PCT	0.457	%	0.090-0.580			
3-4PDW-CV	63.2	%	30.0-80.0			
3-5PDW-SD	11.6	fL	5.0-20.0			
3-6LPLT#	168	10 ⁹ /L	0-285			
3-7P-LCR	39.3	%	9.0-50.0			



Hospital Tel: +639171533903
Hospital Add: McArthur Highway, San Miguel, Calasiao, Pangasinan



Pet Doctors Veterinary Supplies and Services

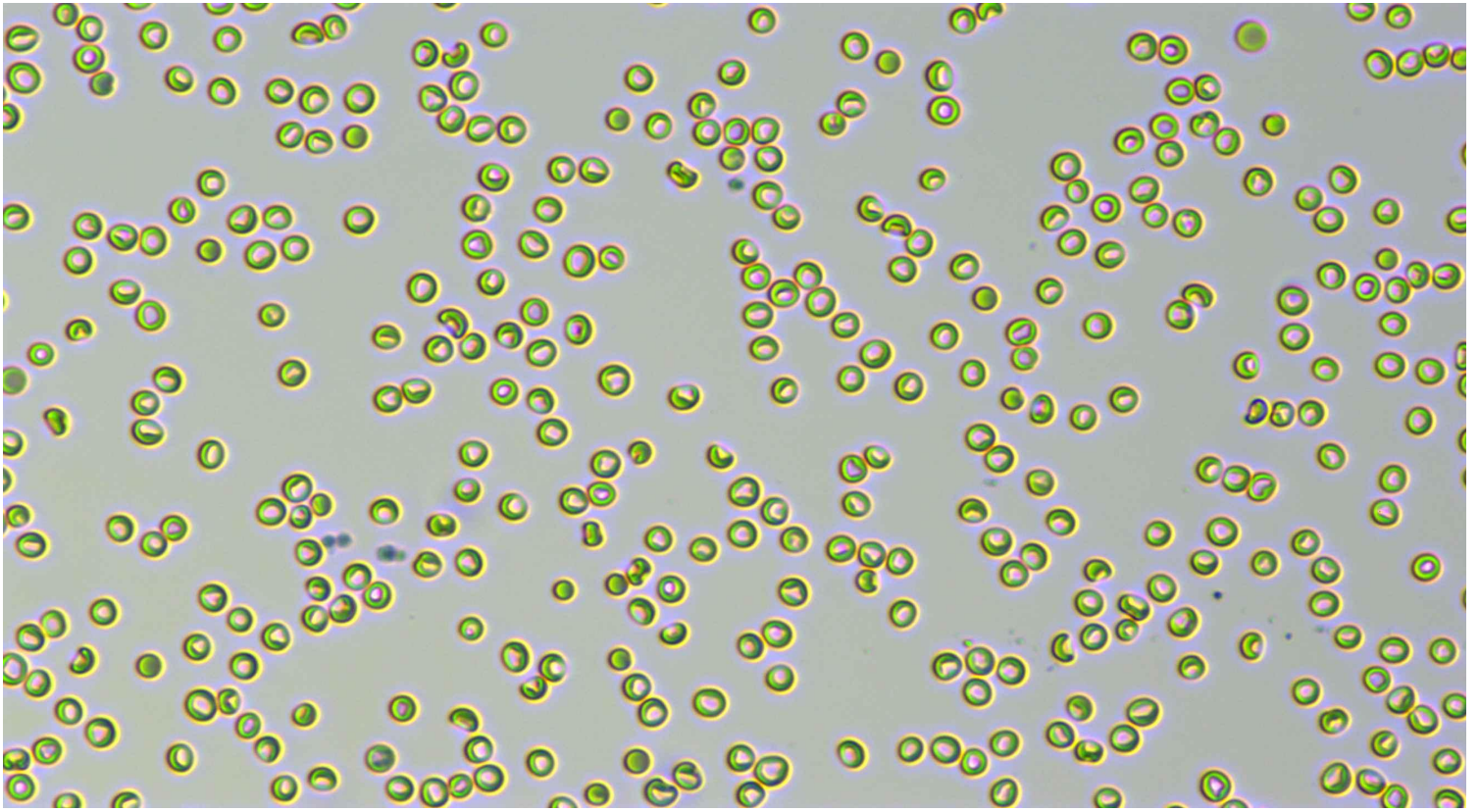
Blood Morphology Analysis Report

Pet Name: Spike
 Gender: Male
 Sample ID: 260611001

Owner Name: Maan Parayno
 Age: 2Y
 Sample Type: Blood

Species: Canine
 Patient or Visit NO.:
 Time Tested: 11/06/2026 09:05:54

Distribution Chart



Neutrophil stab granulocytes

Count:

Concentration:

Percentage:



Neutrophil segmented granulocytes

Count: 457.0

Concentration: $8.67 \times 10^9/L$

Percentage: 65.3 Nsg#/WBC



Hypersegmented neutrophils

Count:

Concentration:

Percentage:

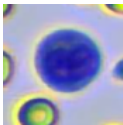
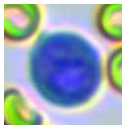
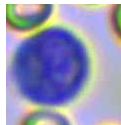
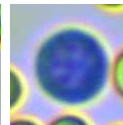
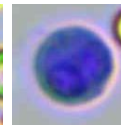
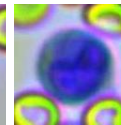

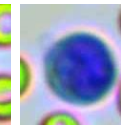
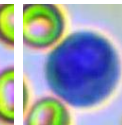
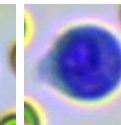
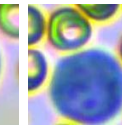
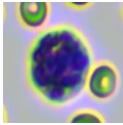
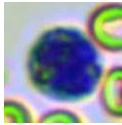
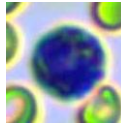
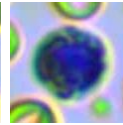
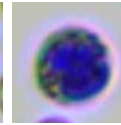
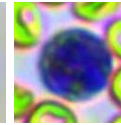
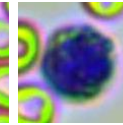
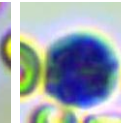
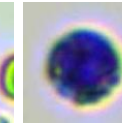
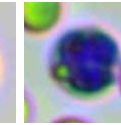
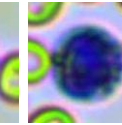
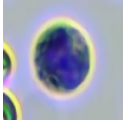






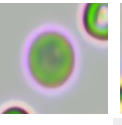
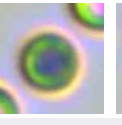

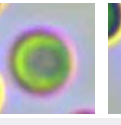






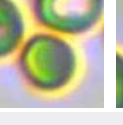



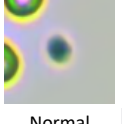

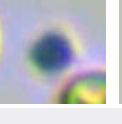





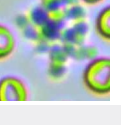


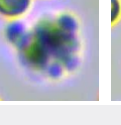
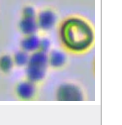


Lymphocytes

Count: 126.0

Concentration: $2.44 \times 10^9/L$

Percentage: 18.4 Lym#/WBC

										
Monocytes	Count: 48.0	Concentration: $0.92 \times 10^9/L$				Percentage: 6.9 Mon#/WBC				
										
Eosinophils	Count: 65.0	Concentration: $1.25 \times 10^9/L$				Percentage: 9.4 Eos#/WBC				
	Count:	Concentration:				Percentage:				
Basophils										
										
Normocyte	Count: 99000.0	Concentration: $5.90 \times 10^{12}/L$		Percentage: 99.8 Normocyte#/RBC		Reticulocytes	Count: 53.0	Concentration: $7.59 \times 10^9/L$		Percentage: 0.13 RET#/RBC
	Count:	Concentration:		Percentage:			Count:	Concentration:		Percentage:
Nucleated red blood cell						Erythrocyte ghost				
							Count:	Concentration:		Percentage:
Spherocytes	Count: 423.0	Concentration: $7.47 \times 10^9/L$		Percentage: 0.13 SPH#/RBC		Agglutinated erythrocytes				
							Count:	Concentration:		Percentage:
Normal platelets	Count: 6204.0	Concentration: $428 \times 10^9/L$		Percentage: 60.7 NPLT#/PLT		Large platelet				
							Count: 72.0	Concentration: $0.00 \times 10^9/L$		Percentage:
Aggregate platelets										

Veterinary Technician: not specified

Attending Veterinarian: Dr. Marian Grace Wanagen

Date Reported: 11/06/2026

This report is solely for the received sample and serves as a diagnostic reference for veterinarians.