

Pet Doctors Veterinary Supplies and Services

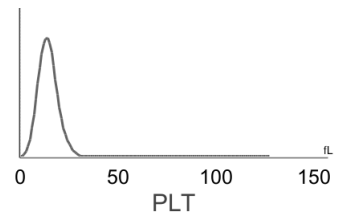
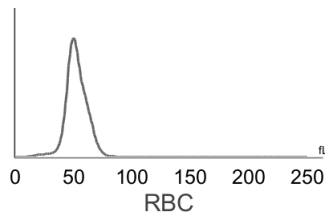
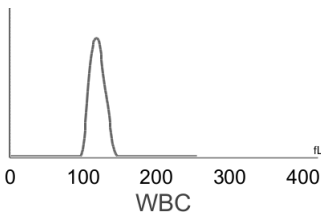
Blood Morphology Analysis Report

Pet Name: Tako
 Gender: Male
 Sample ID: 260610001

Owner Name: Genevieve Cuason
 Age: 1Y
 Sample Type: Blood

Species: Canine
 Patient or Visit NO.:
 Time Tested: 10/06/2026 10:13:03

Test	Result	Unit	Reference Range	Low	Normal	High
1.WBC						
1-1WBC	7.73	10 ⁹ /L	6.00-17.00			
1-2Neu#	5.74	10 ⁹ /L	3.62-12.30			
1-3Nst#	0.00	10 ⁹ /L	0.00-1.00			
1-4Nsg#	5.74	10 ⁹ /L	2.30-11.50			
1-5Nsh#	0.00	10 ⁹ /L	0.00-3.50			
1-6Lym#	1.27	10 ⁹ /L	0.83-4.91			
1-7Mon#	0.49	10 ⁹ /L	0.14-1.97			
1-8Eos#	0.22	10 ⁹ /L	0.04-1.62			
1-9Bas#	0.01	10 ⁹ /L	0.00-0.12			
1-10Neu%	74.3	%	50.0-81.0			
1-11Nst/WBC%	0.0	%	0.0-10.0			
1-12Nsg%	74.3	↑ %	48.0-70.0			
1-13Nsh/WBC%	0.0	%	0.0-15.5			
1-14Lym%	16.4	%	12.0-33.0			
1-15Mon%	6.4	%	2.0-13.0			
1-16Eos%	2.8	%	0.5-10.0			
1-17Bas%	0.1	%	0.0-1.3			
1-18Nst/Neu%	0.0	%	0.0-22.0			
1-19Nsh/Neu%	0.0	%	0.0-20.0			
2.RBC						
2-1RBC	5.46	10 ¹² /L	5.10-8.50			
2-2HGB	109	↓ g/L	110-190			
2-3HCT	33.5	↓ %	35.0-58.0			
2-4MCV	61.5	fL	55.0-83.0			
2-5MCH	20.0	pg	18.0-31.0			
2-6MCHC	339	g/L	260-430			
2-7RDW-CV	18.0	%	11.2-21.3			
2-8RDW-SD	40.4	fL	31.2-51.7			
2-9RET#	6.53	10 ⁹ /L	3.00-45.00			
2-10RET%	0.12	%	0.00-1.00			
2-11MCVr	45.4	fL	30.0-120.0			
2-12MCVr-CV	47.3	%	20.0-80.0			
2-13NRBC#	0.00	10 ⁹ /L	0.00-0.10			
2-14NRBC/WBC%	0.00	%	0.00-0.50			
2-15ETG#	0.00	10 ¹² /L	0.00-0.10			
2-16ETG%	0.04	%	0.00-3.00			
2-17SPH#	12.53	10 ⁹ /L	0.00-150.00			
2-18SPH%	0.23	%	0.00-2.00			
2-19AGG#	0.00	10 ⁹ /L	0.00-0.50			
3.PLT						
3-1PLT	283	10 ⁹ /L	117-490			
3-2MPV	8.2	↓ fL	8.4-14.1			
3-3PCT	0.233	%	0.090-0.580			
3-4PDW-CV	67.9	%	30.0-80.0			
3-5PDW-SD	9.4	fL	5.0-20.0			
3-6LPLT#	24	10 ⁹ /L	0-285			
3-7P-LCR	8.4	↓ %	9.0-50.0			



Hospital Tel: +639171533903
Hospital Add: McArthur Highway, San Miguel, Calasiao, Pangasinan



Pet Doctors Veterinary Supplies and Services

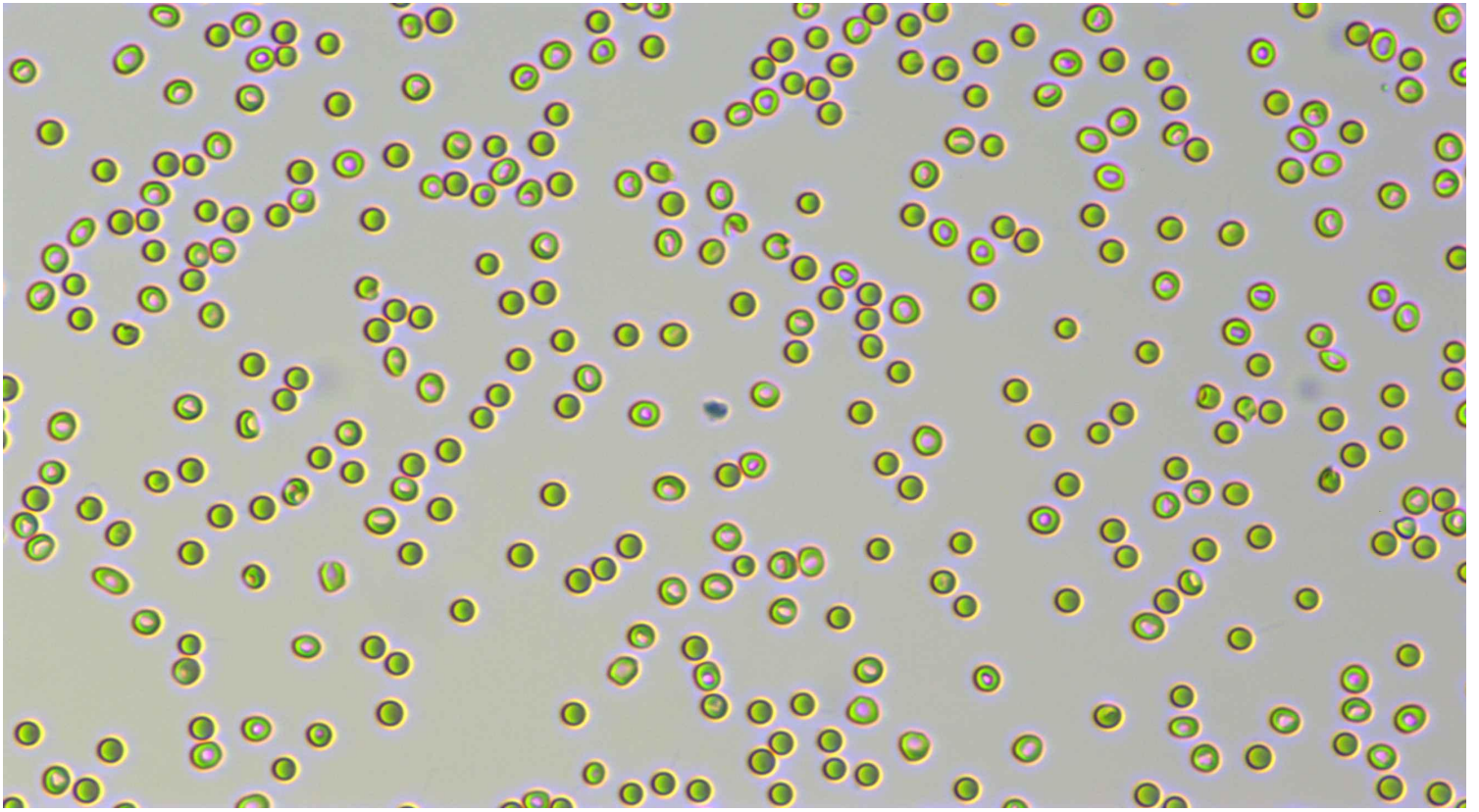
Blood Morphology Analysis Report

Pet Name: Tako
 Gender: Male
 Sample ID: 260610001

Owner Name: Genevieve Cuason
 Age: 1Y
 Sample Type: Blood

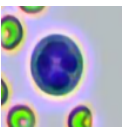
Species: Canine
 Patient or Visit NO.:
 Time Tested: 10/06/2026 10:13:03

Distribution Chart

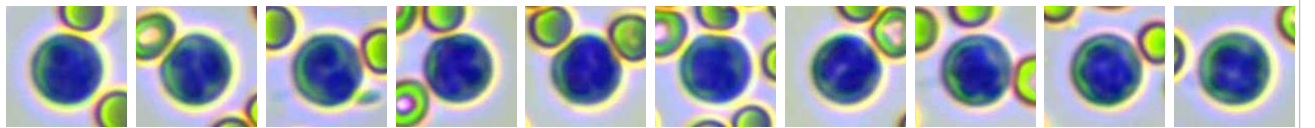


Neutrophil stab granulocytes

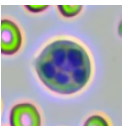
Count:	Concentration:	Percentage:
--------	----------------	-------------



Neutrophil segmented granulocytes




Count: 302.0	Concentration: $5.74 \times 10^9/L$	Percentage: 74.3 Nsg#/WBC
--------------	-------------------------------------	---------------------------

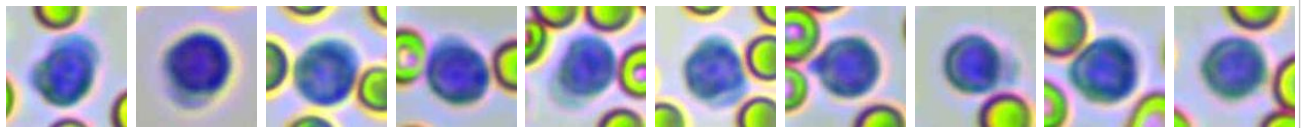


Hypersegmented neutrophils

Count:	Concentration:	Percentage:
--------	----------------	-------------



Lymphocytes


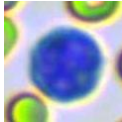
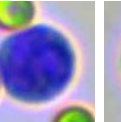
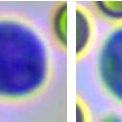
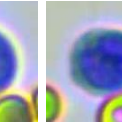
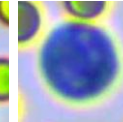
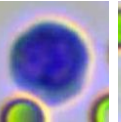
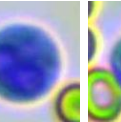
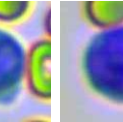


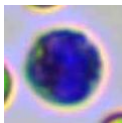
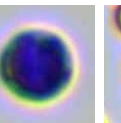
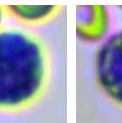
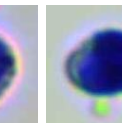
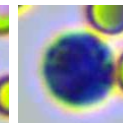
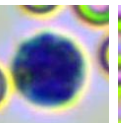
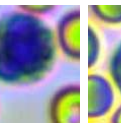









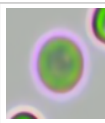



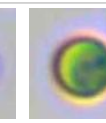




















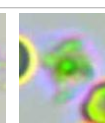




Count: 64.0	Concentration: $1.27 \times 10^9/L$	Percentage: 16.4 Lym#/WBC
-------------	-------------------------------------	---------------------------



Hospital Tel: +639171533903
Hospital Add: McArthur Highway, San Miguel, Calasiao, Pangasinan



											
Monocytes	Count: 29.0	Concentration: $0.49 \times 10^9/L$				Percentage: 6.4 Mon#/WBC					
											
Eosinophils	Count: 11.0	Concentration: $0.22 \times 10^9/L$				Percentage: 2.8 Eos#/WBC					
	Count:	Concentration:				Percentage:					
Basophils											
											
Normocyte	Count: 91275.0	Concentration: $5.46 \times 10^{12}/L$		Percentage: 99.7 Normocyte#/RBC		Reticulocytes	Count: 6.0	Concentration: $6.53 \times 10^9/L$		Percentage: 0.12 RET#/RBC	
	Count:	Concentration:		Percentage:			Count:	Concentration:		Percentage:	
Nucleated red blood cell						Erythrocyte ghost					
							Count:	Concentration:		Percentage:	
Spherocytes	Count: 720.0	Concentration: $12.53 \times 10^9/L$		Percentage: 0.23 SPH#/RBC		Agglutinated erythrocytes					
							Count:	Concentration:		Percentage:	
Normal platelets	Count: 4640.0	Concentration: $283 \times 10^9/L$		Percentage: 91.6 NPLT#/PLT		Large platelet					
							Count: 5.0	Concentration: $0.00 \times 10^9/L$		Percentage:	
Aggregate platelets											

Clinical Significance

HGB	Decreased levels: It is common in anemia caused by various reasons, such as hemolytic anemia, blood loss and anemia caused by parasitic infection.
HCT	Decreased levels: It is common in anemia caused by various reasons.
MPV	Decreased levels: It is common in the early stage of immune-mediated thrombocytopenia and bone marrow failure.

Veterinary Technician: not specified

Attending Veterinarian: Dr. Marian Grace Wanagen

Date Reported: 10/06/2026

This report is solely for the received sample and serves as a diagnostic reference for veterinarians.