

Pet Doctors Veterinary Supplies and Services

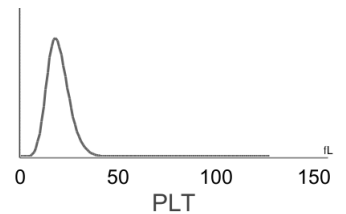
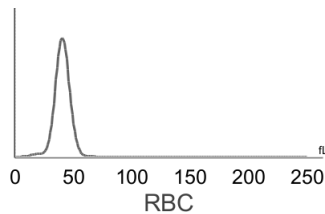
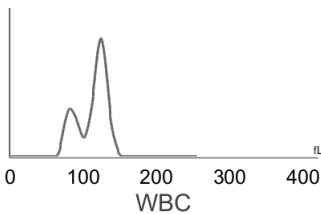
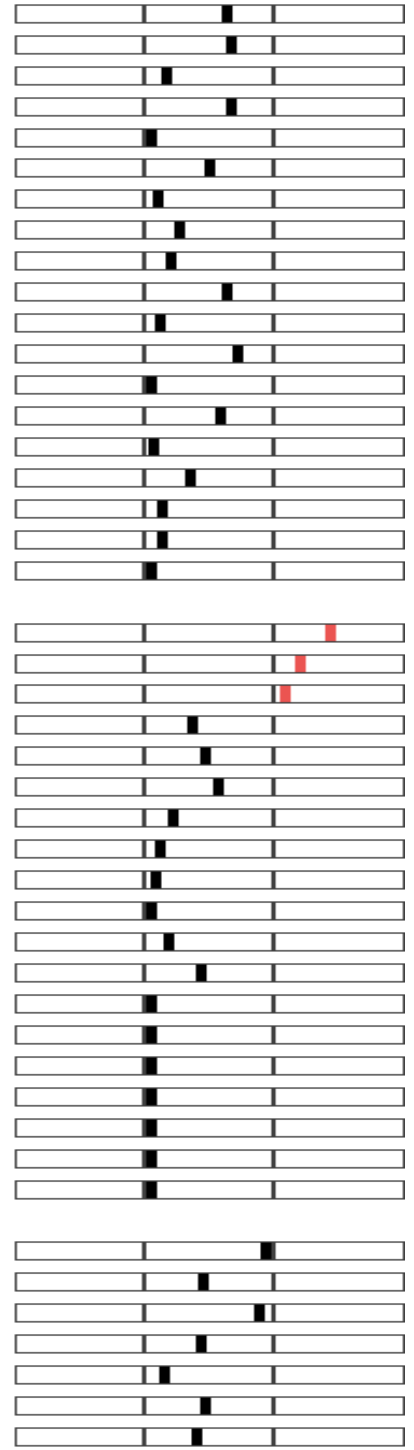
Blood Morphology Analysis Report

Pet Name: Chrollo
 Gender: Male
 Sample ID: 260609002

Owner Name: John Lenard Sespina
 Age: 1Y
 Sample Type: Blood

Species: Feline
 Patient or Visit NO.:
 Time Tested: 09/06/2026 10:28:11

Test	Result	Unit	Reference Range	Low	Normal	High
1.WBC						
1-1WBC	13.39	10 ⁹ /L	3.26-19.00			
1-2Neu#	8.25	10 ⁹ /L	1.75-11.50			
1-3Nst#	0.17	10 ⁹ /L	0.00-1.00			
1-4Nsg#	8.08	10 ⁹ /L	2.10-11.00			
1-5Nsh#	0.00	10 ⁹ /L	0.00-0.50			
1-6Lym#	4.31	10 ⁹ /L	0.73-7.86			
1-7Mon#	0.24	10 ⁹ /L	0.07-1.79			
1-8Eos#	0.56	10 ⁹ /L	0.06-1.93			
1-9Bas#	0.03	10 ⁹ /L	0.00-0.15			
1-10Neu%	61.6	%	30.0-80.0			
1-11Nst/WBC%	1.3	%	0.0-12.0			
1-12Nsg%	60.3	%	35.0-70.0			
1-13Nsh/WBC%	0.0	%	0.0-3.0			
1-14Lym%	32.2	%	7.0-50.0			
1-15Mon%	1.8	%	1.0-13.0			
1-16Eos%	4.2	%	0.5-11.0			
1-17Bas%	0.2	%	0.0-1.5			
1-18Nst/Neu%	2.1	%	0.0-16.0			
1-19Nsh/Neu%	0.0	%	0.0-5.0			
2.RBC						
2-1RBC	12.26	↑ 10 ¹² /L	4.60-10.20			
2-2HGB	181	↑ g/L	85-153			
2-3HCT	52.9	↑ %	28.0-49.0			
2-4MCV	43.2	fL	35.0-58.0			
2-5MCH	14.7	pg	10.0-20.0			
2-6MCHC	351	g/L	250-430			
2-7RDW-CV	17.3	%	15.0-26.0			
2-8RDW-SD	27.5	fL	25.1-46.3			
2-9RET#	7.83	10 ⁹ /L	3.66-54.06			
2-10RET%	0.06	%	0.05-1.17			
2-11MCVr	46.6	fL	30.0-120.0			
2-12MCVr-CV	45.8	%	20.0-80.0			
2-13NRBC#	0.00	10 ⁹ /L	0.00-0.10			
2-14NRBC/WBC%	0.00	%	0.00-0.50			
2-15ETG#	0.00	10 ¹² /L	0.00-0.15			
2-16ETG%	0.00	%	0.00-3.00			
2-17SPH#	1.49	10 ⁹ /L	0.00-150.00			
2-18SPH%	0.01	%	0.00-3.00			
2-19AGG#	0.00	10 ⁹ /L	0.00-0.50			
3.PLT						
3-1PLT	491	10 ⁹ /L	100-518			
3-2MPV	12.8	fL	9.9-16.3			
3-3PCT	0.628	%	0.090-0.700			
3-4PDW-CV	55.4	%	40.0-75.0			
3-5PDW-SD	10.7	fL	7.0-31.5			
3-6LPLT#	134	10 ⁹ /L	0-285			
3-7P-LCR	27.3	%	9.0-55.0			



Hospital Tel: +639171533903
Hospital Add: McArthur Highway, San Miguel, Calasiao, Pangasinan



Pet Doctors Veterinary Supplies and Services

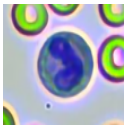
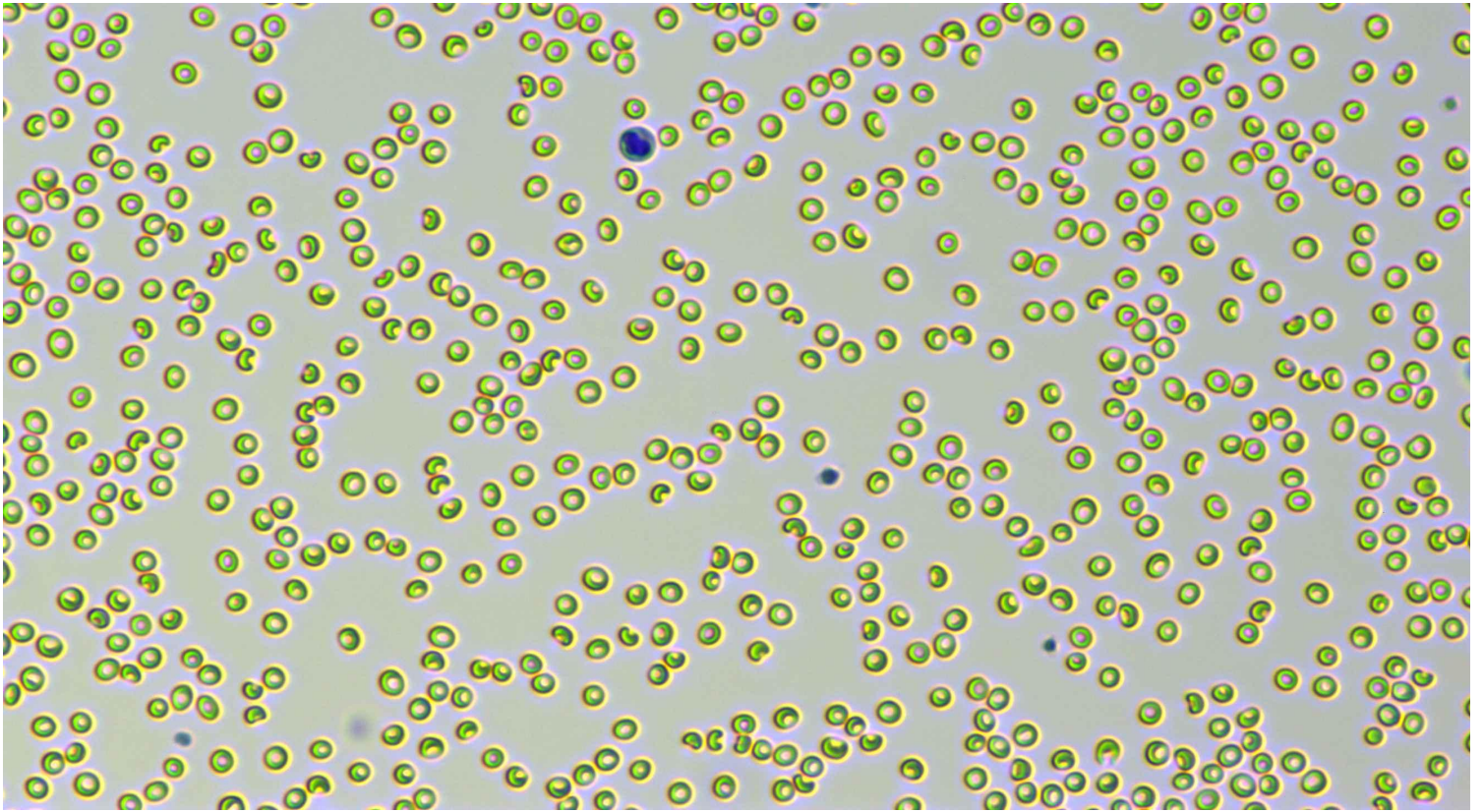
Blood Morphology Analysis Report

Pet Name: Chrollo
 Gender: Male
 Sample ID: 260609002


Owner Name: John Lenard Sespina
 Age: 1Y
 Sample Type: Blood

Species: Feline
 Patient or Visit NO.:
 Time Tested: 09/06/2026 10:28:11

Distribution Chart



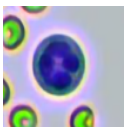
Neutrophil stab granulocytes




Count: 9.0

Concentration: $0.17 \times 10^9/L$

Percentage: 1.3 Nst#/WBC



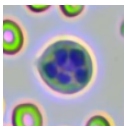
Neutrophil segmented granulocytes



Count: 442.0

Concentration: $8.08 \times 10^9/L$

Percentage: 60.3 Nsg#/WBC




Hypersegmented neutrophils


Count:

Concentration:

Percentage:




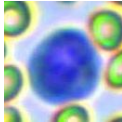


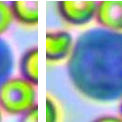
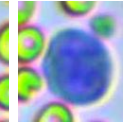
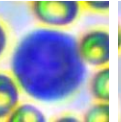
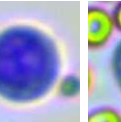



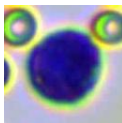
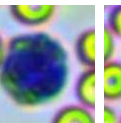
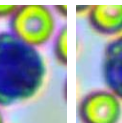
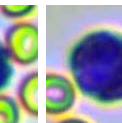
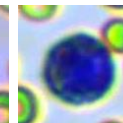
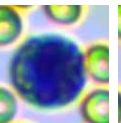










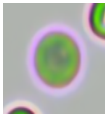

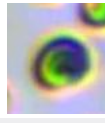


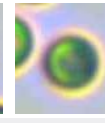




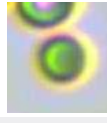












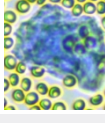

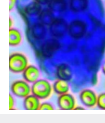

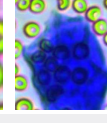
Lymphocytes



Count: 241.0

Concentration: $4.31 \times 10^9/L$

Percentage: 32.2 Lym#/WBC

																							
Monocytes	Count: 13.0	Concentration: $0.24 \times 10^9/L$				Percentage: 1.8 Mon#/WBC																	
																							
Eosinophils	Count: 32.0	Concentration: $0.56 \times 10^9/L$				Percentage: 4.2 Eos#/WBC																	
	Count:				Concentration:				Percentage:														
Basophils																							
																							
Normocyte	Count: 196449.0	Concentration: $12.26 \times 10^{12}/L$		Percentage: 100.0 Normocyte#/RBC		Reticulocytes	Count: 9.0	Concentration: $7.83 \times 10^9/L$		Percentage: 0.06 RET#/RBC													
	Count:				Concentration:				Percentage:														
Nucleated red blood cell																							
	Count:				Concentration:				Percentage:														
Erythrocyte ghost																							
							Count:					Concentration:					Percentage:						
Spherocytes	Count: 69.0	Concentration: $1.49 \times 10^9/L$		Percentage: 0.01 SPH#/RBC		Agglutinated erythrocytes																	
							Count:					Concentration:					Percentage:						
Normal platelets	Count: 8583.0	Concentration: $491 \times 10^9/L$		Percentage: 72.7 NPLT#/PLT		Large platelet																	
						Count: 5.0						Concentration: $0.00 \times 10^9/L$						Percentage:					
Aggregate platelets																							

Clinical Significance

RBC	Elevated levels: Relative polycythemia caused by dehydration, vomiting, diarrhea, etc. is common, as well as related diseases caused by compensatory increase or pathological increase of erythropoietin (such as renal cyst, hydronephrosis, hypernephrosis, hyperthyroidism, etc.) due to various reasons; it can be seen in transient polycythemia and polycythemia vera caused by spleen contraction in excitable dogs and cats or some large breeds.
HGB	Elevated levels: Relative polycythemia caused by dehydration, vomiting, diarrhea, etc. is common, as well as related diseases caused by compensatory increase or pathological increase of erythropoietin (such as renal cyst, hydronephrosis, hypernephrosis, hyperthyroidism, etc.) due to various reasons; it can be seen in transient polycythemia and polycythemia vera caused by spleen contraction in excitable dogs and cats or some large breeds.
HCT	Elevated levels: It is commonly seen in dehydration, use of catecholamines, diseases related to compensatory or pathological increase of erythropoietin, hyperadrenocorticism, hyperthyroidism, acromegaly, etc.

Veterinary Technician: not specified



Hospital Tel: +639171533903

Hospital Add: McArthur Highway, San Miguel, Calasiao, Pangasinan



This report is solely for the received sample and serves as a diagnostic reference for veterinarians.



Hospital Tel: +639171533903

Hospital Add: McArthur Highway, San Miguel, Calasiao, Pangasinan

