

Pet Doctors Veterinary Supplies and Services

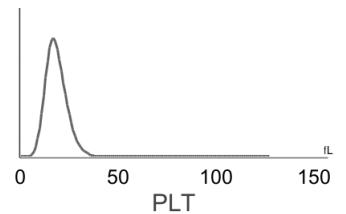
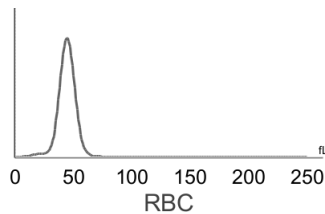
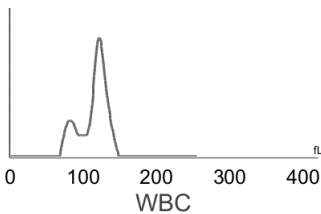
Blood Morphology Analysis Report

Pet Name: Chippi
 Gender: Female
 Sample ID: 260609001

Owner Name: Mencee Clair Rosario
 Age: 3Y
 Sample Type: Blood

Species: Feline
 Patient or Visit NO.:
 Time Tested: 09/06/2026 10:07:27

Test	Result	Unit	Reference Range	Low	Normal	High
1.WBC						
1-1WBC	6.36	10 ⁹ /L	3.26-19.00			
1-2Neu#	3.88	10 ⁹ /L	1.75-11.50			
1-3Nst#	0.21	10 ⁹ /L	0.00-1.00			
1-4Nsg#	3.67	10 ⁹ /L	2.10-11.00			
1-5Nsh#	0.00	10 ⁹ /L	0.00-0.50			
1-6Lym#	2.04	10 ⁹ /L	0.73-7.86			
1-7Mon#	0.06	↓ 10 ⁹ /L	0.07-1.79			
1-8Eos#	0.38	10 ⁹ /L	0.06-1.93			
1-9Bas#	0.00	10 ⁹ /L	0.00-0.15			
1-10Neu%	61.2	%	30.0-80.0			
1-11Nst/WBC%	3.3	%	0.0-12.0			
1-12Nsg%	57.9	%	35.0-70.0			
1-13Nsh/WBC%	0.0	%	0.0-3.0			
1-14Lym%	32.0	%	7.0-50.0			
1-15Mon%	0.9	↓ %	1.0-13.0			
1-16Eos%	5.9	%	0.5-11.0			
1-17Bas%	0.0	%	0.0-1.5			
1-18Nst/Neu%	5.3	%	0.0-16.0			
1-19Nsh/Neu%	0.0	%	0.0-5.0			
2.RBC						
2-1RBC	9.24	10 ¹² /L	4.60-10.20			
2-2HGB	150	g/L	85-153			
2-3HCT	44.5	%	28.0-49.0			
2-4MCV	48.1	fL	35.0-58.0			
2-5MCH	16.2	pg	10.0-20.0			
2-6MCHC	353	g/L	250-430			
2-7RDW-CV	16.6	%	15.0-26.0			
2-8RDW-SD	28.9	fL	25.1-46.3			
2-9RET#	9.87	10 ⁹ /L	3.66-54.06			
2-10RET%	0.11	%	0.05-1.17			
2-11MCVr	48.5	fL	30.0-120.0			
2-12MCVr-CV	40.1	%	20.0-80.0			
2-13NRBC#	0.00	10 ⁹ /L	0.00-0.10			
2-14NRBC/WBC%	0.00	%	0.00-0.50			
2-15ETG#	0.00	10 ¹² /L	0.00-0.15			
2-16ETG%	0.00	%	0.00-3.00			
2-17SPH#	1.04	10 ⁹ /L	0.00-150.00			
2-18SPH%	0.01	%	0.00-3.00			
2-19AGG#	0.00	10 ⁹ /L	0.00-0.50			
3.PLT						
3-1PLT	442	10 ⁹ /L	100-518			
3-2MPV	12.2	fL	9.9-16.3			
3-3PCT	0.540	%	0.090-0.700			
3-4PDW-CV	55.4	%	40.0-75.0			
3-5PDW-SD	10.0	fL	7.0-31.5			
3-6LPLT#	89	10 ⁹ /L	0-285			
3-7P-LCR	20.2	%	9.0-55.0			



Hospital Tel: +639171533903
Hospital Add: McArthur Highway, San Miguel, Calasiao, Pangasinan



Pet Doctors Veterinary Supplies and Services

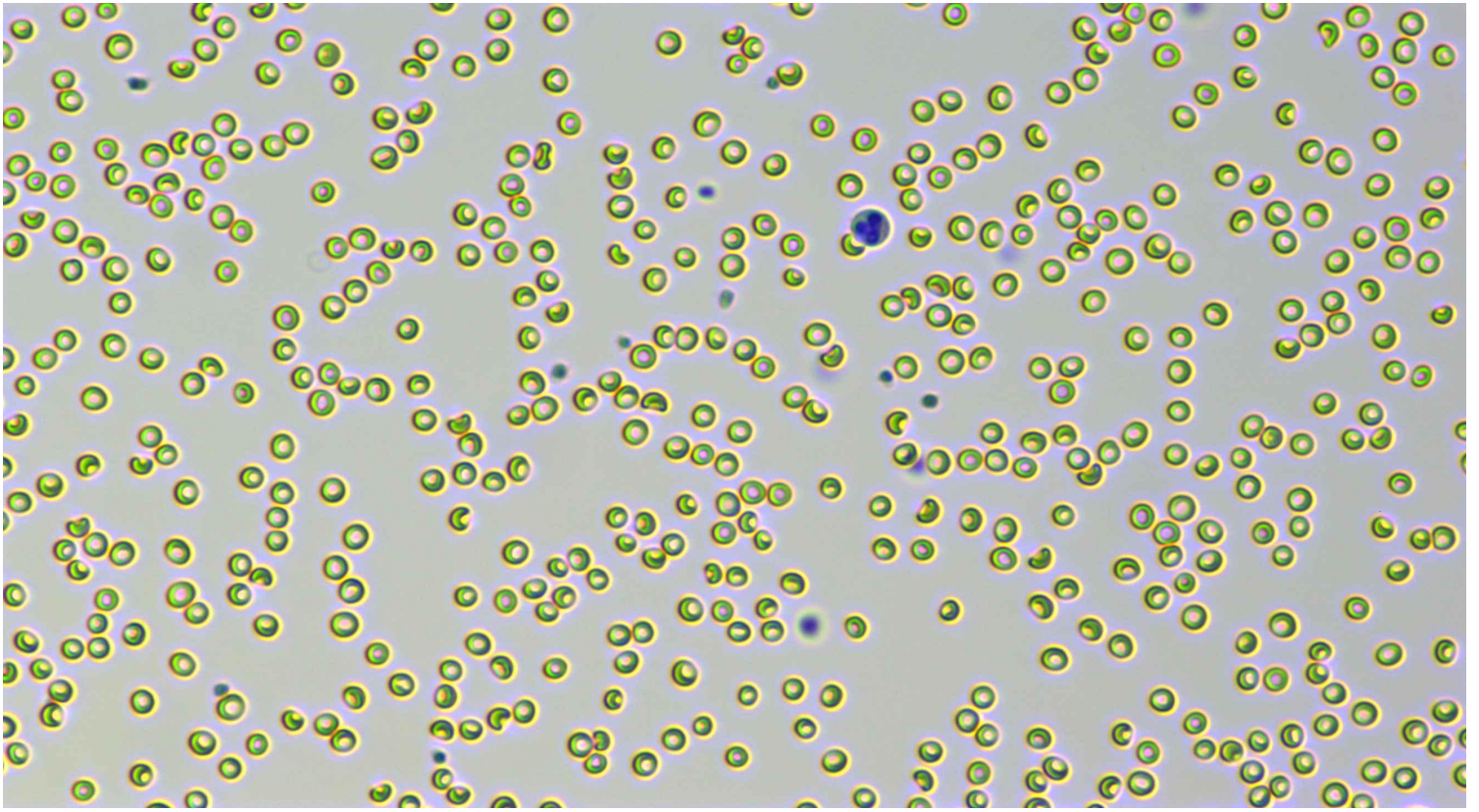
Blood Morphology Analysis Report

Pet Name: Chippi
 Gender: Female
 Sample ID: 260609001


Owner Name: Mencee Clair Rosario
 Age: 3Y
 Sample Type: Blood

Species: Feline
 Patient or Visit NO.:
 Time Tested: 09/06/2026 10:07:27

Distribution Chart



Neutrophil stab granulocytes




Count: 15.0

Concentration: $0.21 \times 10^9/L$

Percentage: 3.3 Nst#/WBC



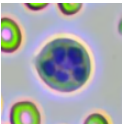
Neutrophil segmented granulocytes



Count: 207.0

Concentration: $3.67 \times 10^9/L$

Percentage: 57.9 Nsg#/WBC




Hypersegmented neutrophils

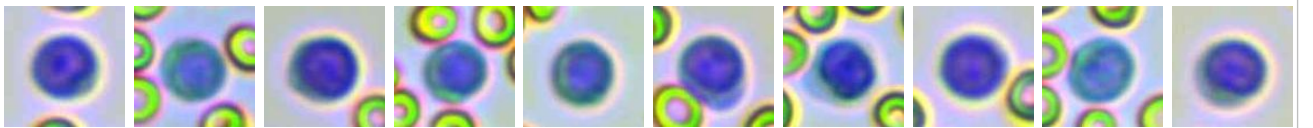
Count:

Concentration:

Percentage:




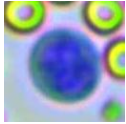
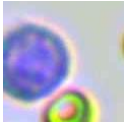
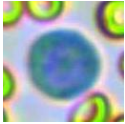
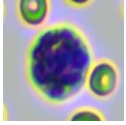
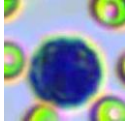
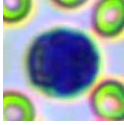
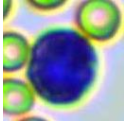
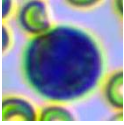
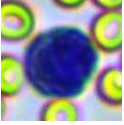

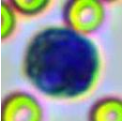
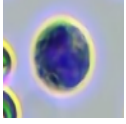






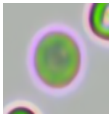
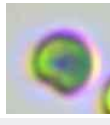




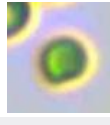


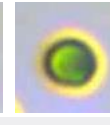

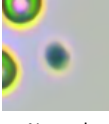
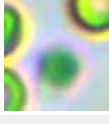






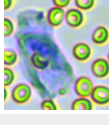




Lymphocytes



Count: 114.0

Concentration: $2.04 \times 10^9/L$

Percentage: 32.0 Lym#/WBC

							
Monocytes	Count: 3.0	Concentration: $0.06 \times 10^9/L$		Percentage: 0.9 Mon#/WBC			
							
Eosinophils	Count: 20.0	Concentration: $0.38 \times 10^9/L$		Percentage: 5.9 Eos#/WBC			
							
Basophils	Count:	Concentration:		Percentage:			
							
Normocyte	Count: 148095.0	Concentration: $9.24 \times 10^{12}/L$		Percentage: 100.0 Normocyte#/RBC		Reticulocytes	Count: 1.0
							Concentration: $9.87 \times 10^9/L$
							Percentage: 0.11 RET#/RBC
							
Nucleated red blood cell	Count:	Concentration:		Percentage:		Erythrocyte ghost	Count:
							Concentration:
							Percentage:
							
Spherocytes	Count: 52.0	Concentration: $1.04 \times 10^9/L$		Percentage: 0.01 SPH#/RBC		Agglutinated erythrocytes	Count:
							Concentration:
							Percentage:
							
Normal platelets	Count: 6336.0	Concentration: $442 \times 10^9/L$		Percentage: 79.8 NPLT#/PLT		Large platelet	Count:
							Concentration:
							Percentage:
							
Aggregate platelets	Count: 4.0	Concentration: $0.00 \times 10^9/L$		Percentage:			

Clinical Significance

Mon# **Decreased levels:** It is suggested that the initial stage of acute infectious diseases, the use of glucocorticoids and immunosuppressants, hematological diseases, autoimmune diseases, and the critical stage of various diseases.

Veterinary Technician: not specified
 Attending Veterinarian: Dr. Chelsi Marie Gabor

Date Reported: 09/06/2026

This report is solely for the received sample and serves as a diagnostic reference for veterinarians.