

Pet Doctors Veterinary Supplies and Services

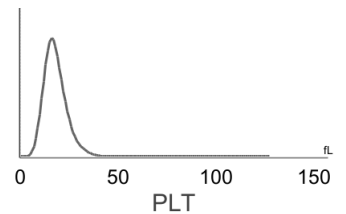
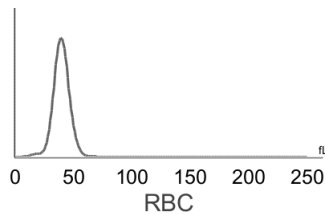
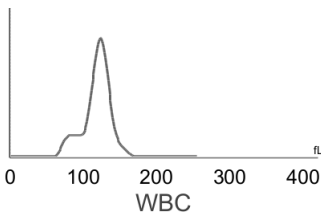


Blood Morphology Analysis Report

Pet Name: Tiki
 Gender: Female
 Sample ID: 260607005

Owner Name: Marinella Palaganas
 Age: 1Y
 Sample Type: Blood

Species: Feline
 Patient or Visit NO.:
 Time Tested: 07/06/2026 14:33:30

Test	Result		Unit	Reference Range	Low	Normal	High
1.WBC							
1-1WBC	40.96	↑	10 ⁹ /L	3.26-19.00			
1-2Neu#	31.67	↑	10 ⁹ /L	1.75-11.50			
1-3Nst#	0.53		10 ⁹ /L	0.00-1.00			
1-4Nsg#	31.14	↑	10 ⁹ /L	2.10-11.00			
1-5Nsh#	0.00		10 ⁹ /L	0.00-0.50			
1-6Lym#	6.18		10 ⁹ /L	0.73-7.86			
1-7Mon#	0.29		10 ⁹ /L	0.07-1.79			
1-8Eos#	2.70	↑	10 ⁹ /L	0.06-1.93			
1-9Bas#	0.12		10 ⁹ /L	0.00-0.15			
1-10Neu%	77.3		%	30.0-80.0			
1-11Nst/WBC%	1.3		%	0.0-12.0			
1-12Nsg%	76.0	↑	%	35.0-70.0			
1-13Nsh/WBC%	0.0		%	0.0-3.0			
1-14Lym%	15.1		%	7.0-50.0			
1-15Mon%	0.7	↓	%	1.0-13.0			
1-16Eos%	6.6		%	0.5-11.0			
1-17Bas%	0.3		%	0.0-1.5			
1-18Nst/Neu%	1.7		%	0.0-16.0			
1-19Nsh/Neu%	0.0		%	0.0-5.0			
2.RBC							
2-1RBC	8.98		10 ¹² /L	4.60-10.20			
2-2HGB	130		g/L	85-153			
2-3HCT	38.5		%	28.0-49.0			
2-4MCV	42.8		fL	35.0-58.0			
2-5MCH	14.5		pg	10.0-20.0			
2-6MCHC	354		g/L	250-430			
2-7RDW-CV	19.2		%	15.0-26.0			
2-8RDW-SD	29.8		fL	25.1-46.3			
2-9RET#	6.39		10 ⁹ /L	3.66-54.06			
2-10RET%	0.07		%	0.05-1.17			
2-11MCVr	49.8		fL	30.0-120.0			
2-12MCVr-CV	41.6		%	20.0-80.0			
2-13NRBC#	0.00		10 ⁹ /L	0.00-0.10			
2-14NRBC/WBC%	0.00		%	0.00-0.50			
2-15ETG#	0.00		10 ¹² /L	0.00-0.15			
2-16ETG%	0.01		%	0.00-3.00			
2-17SPH#	0.53		10 ⁹ /L	0.00-150.00			
2-18SPH%	0.01		%	0.00-3.00			
2-19AGG#	0.00		10 ⁹ /L	0.00-0.50			
3.PLT							
3-1PLT	977	↑	10 ⁹ /L	100-518			
3-2MPV	12.0		fL	9.9-16.3			
3-3PCT	1.172	↑	%	0.090-0.700			
3-4PDW-CV	60.2		%	40.0-75.0			
3-5PDW-SD	10.4		fL	7.0-31.5			
3-6LPLT#	184		10 ⁹ /L	0-285			
3-7P-LCR	18.9		%	9.0-55.0			



Hospital Tel: +639171533903
Hospital Add: McArthur Highway, San Miguel, Calasiao, Pangasinan



Pet Doctors Veterinary Supplies and Services

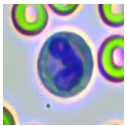
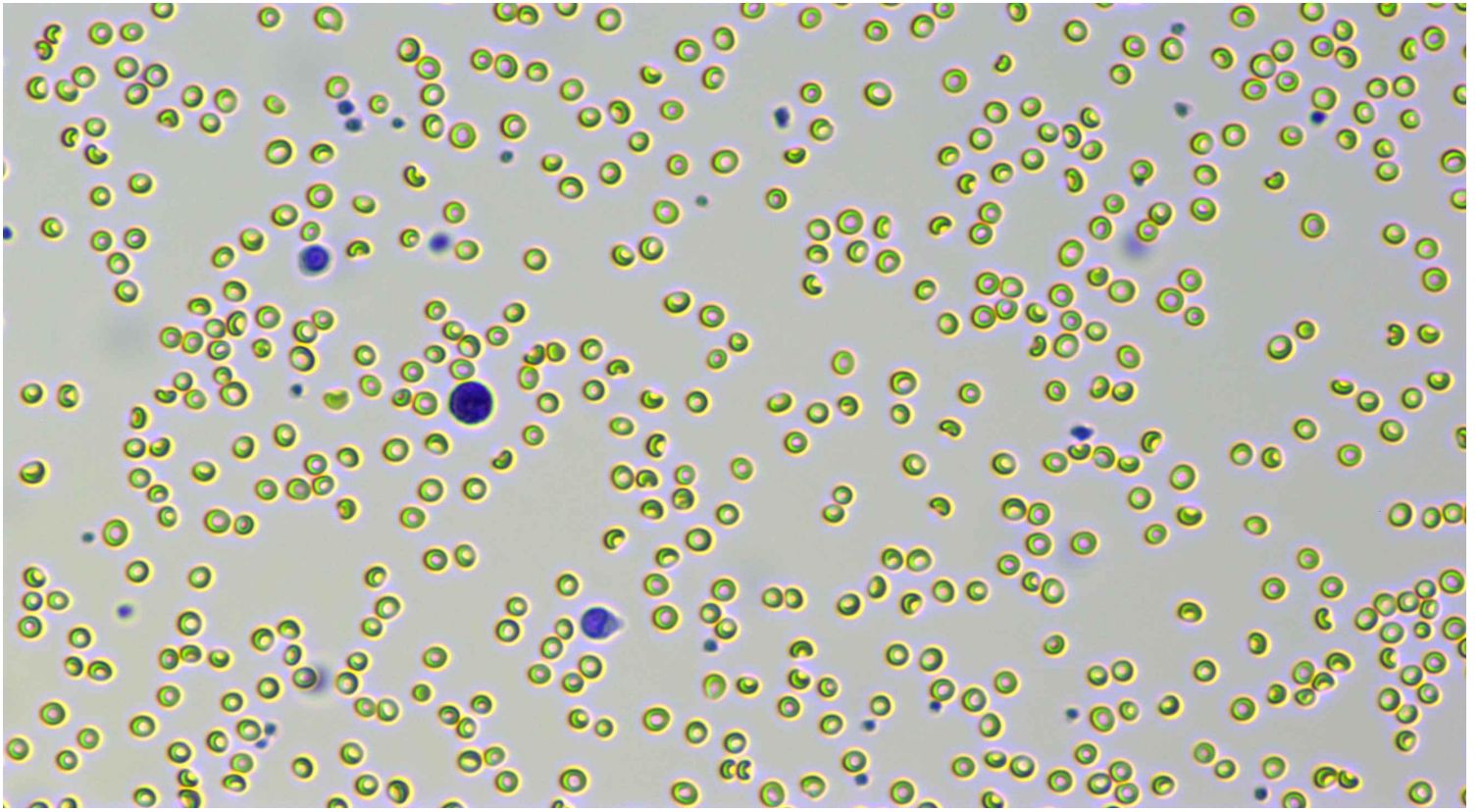
Blood Morphology Analysis Report

Pet Name: Tiki
 Gender: Female
 Sample ID: 260607005


Owner Name: Marinella Palaganas
 Age: 1Y
 Sample Type: Blood

Species: Feline
 Patient or Visit NO.:
 Time Tested: 07/06/2026 14:33:30

Distribution Chart



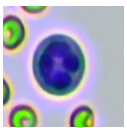
Neutrophil stab granulocytes



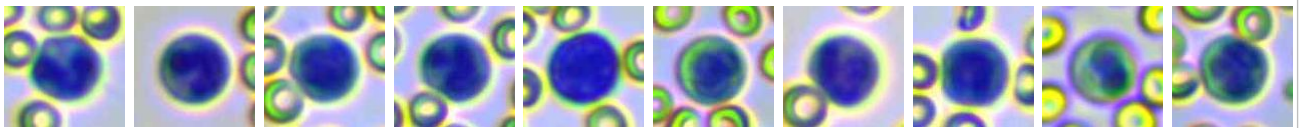
Count: 28.0

Concentration: $0.53 \times 10^9/L$

Percentage: 1.3 Nst#/WBC



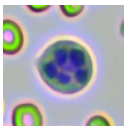
Neutrophil segmented granulocytes



Count: 1698.0

Concentration: $31.14 \times 10^9/L$

Percentage: 76.0 Nsg#/WBC

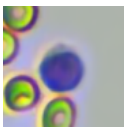


Hypersegmented neutrophils

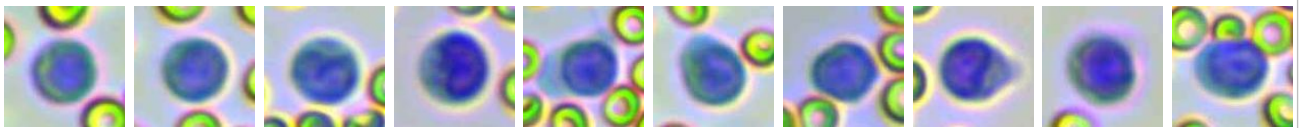
Count:

Concentration:

Percentage:




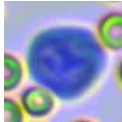
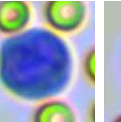

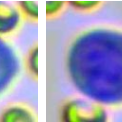
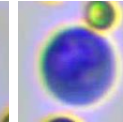
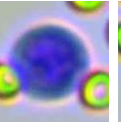
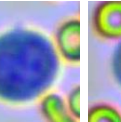
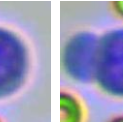


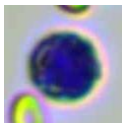

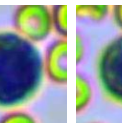
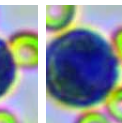
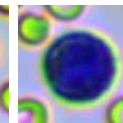
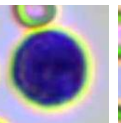
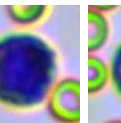
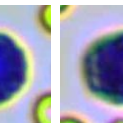








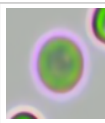

















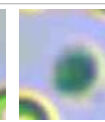





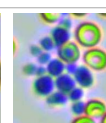
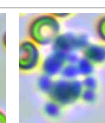

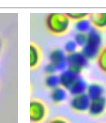
Lymphocytes



Count: 339.0

Concentration: $6.18 \times 10^9/L$

Percentage: 15.1 Lym#/WBC

												
Monocytes	Count: 15.0	Concentration: $0.29 \times 10^9/L$				Percentage: 0.7 Mon#/WBC						
												
Eosinophils	Count: 151.0	Concentration: $2.70 \times 10^9/L$				Percentage: 6.6 Eos#/WBC						
	Count:	Concentration:				Percentage:						
Basophils												
												
Normocyte	Count: 144088.0	Concentration: $8.98 \times 10^{12}/L$			Percentage: 100.0 Normocyte#/RBC	Reticulocytes	Count: 6.0	Concentration: $6.39 \times 10^9/L$		Percentage: 0.07 RET#/RBC		
	Count:	Concentration:			Percentage:			Count:	Concentration:		Percentage:	
Nucleated red blood cell							Erythrocyte ghost					
							Count:	Concentration:		Percentage:		
Spherocytes	Count: 28.0	Concentration: $0.53 \times 10^9/L$			Percentage: 0.01 SPH#/RBC	Agglutinated erythrocytes						
							Count:	Concentration:		Percentage:		
Normal platelets	Count: 15062.0	Concentration: $977 \times 10^9/L$			Percentage: 81.1 NPLT#/PLT	Large platelet						
						Count:	Concentration:		Percentage:			
Aggregate platelets	Count: 147.0	Concentration: $0.00 \times 10^9/L$			Percentage:							

Clinical Significance

Neu#	Elevated levels: It is suggested that various acute infections, inflammations, stress reactions, some hematological diseases, toxic diseases, etc.
Nsg#	Elevated levels: It is suggested that various acute infections, inflammations, stress reactions, some hematological diseases, toxic diseases, etc.
Eos#	Elevated levels: Suggesting parasitic infection; allergy; granulomatous inflammation; mastocytoma; eosinophilic leukemia, etc.
PLT	Elevated levels: Most of them are physiological or secondary, rarely seen in primary. The former is commonly seen in tumors, gastrointestinal diseases such as pancreatitis, hepatitis, inflammatory bowel disease (IBD), colitis, immune-mediated diseases, blood loss/bleeding from various causes, fractures, use of glucocorticoids or antineoplastic drugs, dogs after splenectomy, exercise or injection of epinephrine, etc.; the latter is rarely seen in myeloproliferative diseases.
PCT	Elevated levels: Indicating an increase in platelets or large platelets.

Veterinary Technician: not specified
 Attending Veterinarian: Dr. Marian Grace Wanagen

Date Reported: 08/06/2026

This report is solely for the received sample and serves as a diagnostic reference for veterinarians.



Hospital Tel: +639171533903

Hospital Add: McArthur Highway, San Miguel, Calasiao, Pangasinan





Hospital Tel: +639171533903

Hospital Add: McArthur Highway, San Miguel, Calasiao, Pangasinan

