

Pet Doctors Veterinary Supplies and Services

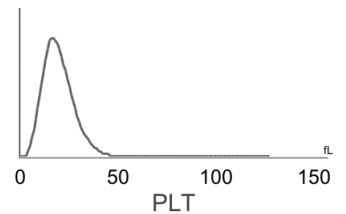
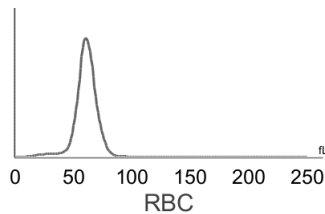
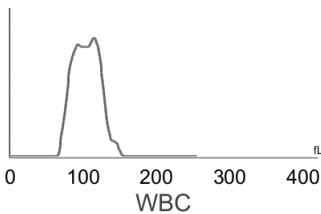
Blood Morphology Analysis Report

Pet Name: Lily
 Gender: Female
 Sample ID: 260607002

Owner Name: Jerry Estrada
 Age: 5Y
 Sample Type: Blood

Species: Canine
 Patient or Visit NO.:
 Time Tested: 07/06/2026 09:37:32

Test	Result	Unit	Reference Range	Low	Normal	High
1.WBC						
1-1WBC	12.11	10 ⁹ /L	6.00-17.00			
1-2Neu#	4.00	10 ⁹ /L	3.62-12.30			
1-3Nst#	0.00	10 ⁹ /L	0.00-1.00			
1-4Nsg#	4.00	10 ⁹ /L	2.30-11.50			
1-5Nsh#	0.00	10 ⁹ /L	0.00-3.50			
1-6Lym#	6.68	↑ 10 ⁹ /L	0.83-4.91			
1-7Mon#	1.05	10 ⁹ /L	0.14-1.97			
1-8Eos#	0.34	10 ⁹ /L	0.04-1.62			
1-9Bas#	0.04	10 ⁹ /L	0.00-0.12			
1-10Neu%	33.0	↓ %	50.0-81.0			
1-11Nst/WBC%	0.0	%	0.0-10.0			
1-12Nsg%	33.0	↓ %	48.0-70.0			
1-13Nsh/WBC%	0.0	%	0.0-15.5			
1-14Lym%	55.2	↑ %	12.0-33.0			
1-15Mon%	8.7	%	2.0-13.0			
1-16Eos%	2.8	%	0.5-10.0			
1-17Bas%	0.3	%	0.0-1.3			
1-18Nst/Neu%	0.0	%	0.0-22.0			
1-19Nsh/Neu%	0.0	%	0.0-20.0			
2.RBC						
2-1RBC	6.51	10 ¹² /L	5.10-8.50			
2-2HGB	153	g/L	110-190			
2-3HCT	46.2	%	35.0-58.0			
2-4MCV	71.1	fL	55.0-83.0			
2-5MCH	23.5	pg	18.0-31.0			
2-6MCHC	341	g/L	260-430			
2-7RDW-CV	13.9	%	11.2-21.3			
2-8RDW-SD	36.5	fL	31.2-51.7			
2-9RET#	15.55	10 ⁹ /L	3.00-45.00			
2-10RET%	0.24	%	0.00-1.00			
2-11MCVr	46.4	fL	30.0-120.0			
2-12MCVr-CV	44.7	%	20.0-80.0			
2-13NRBC#	0.00	10 ⁹ /L	0.00-0.10			
2-14NRBC/WBC%	0.00	%	0.00-0.50			
2-15ETG#	0.00	10 ¹² /L	0.00-0.10			
2-16ETG%	0.02	%	0.00-3.00			
2-17SPH#	1.33	10 ⁹ /L	0.00-150.00			
2-18SPH%	0.02	%	0.00-2.00			
2-19AGG#	0.00	10 ⁹ /L	0.00-0.50			
3.PLT						
3-1PLT	131	10 ⁹ /L	117-490			
3-2MPV	10.8	fL	8.4-14.1			
3-3PCT	0.141	%	0.090-0.580			
3-4PDW-CV	77.2	%	30.0-80.0			
3-5PDW-SD	14.4	fL	5.0-20.0			
3-6LPLT#	40	10 ⁹ /L	0-285			
3-7P-LCR	30.9	%	9.0-50.0			



Hospital Tel: +639171533903
Hospital Add: McArthur Highway, San Miguel, Calasiao, Pangasinan



Pet Doctors Veterinary Supplies and Services

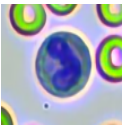
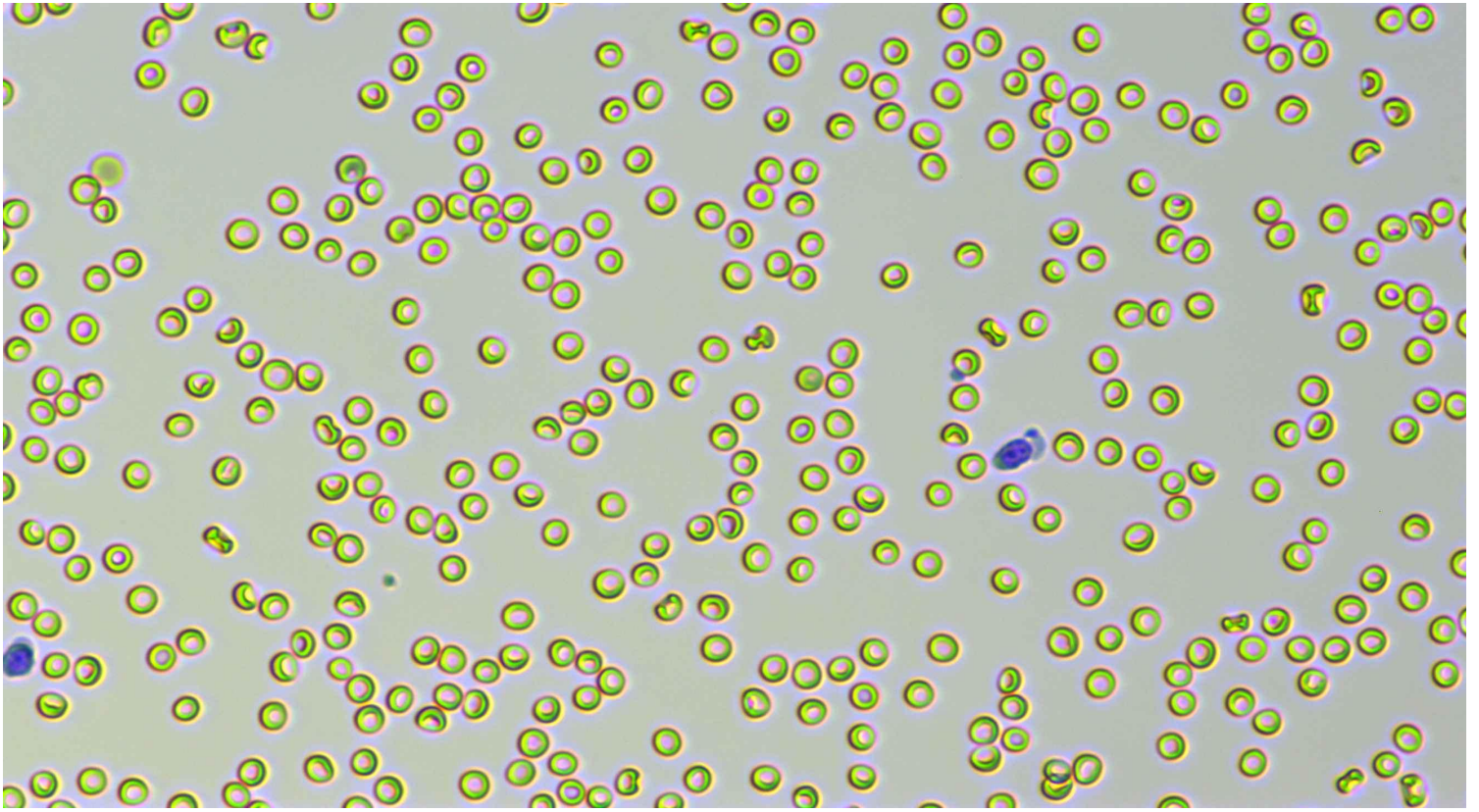
Blood Morphology Analysis Report

Pet Name: Lily
 Gender: Female
 Sample ID: 260607002

Owner Name: Jerry Estrada
 Age: 5Y
 Sample Type: Blood

Species: Canine
 Patient or Visit NO.:
 Time Tested: 07/06/2026 09:37:32

Distribution Chart

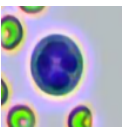


Neutrophil stab granulocytes

Count:

Concentration:

Percentage:

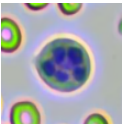


Neutrophil segmented granulocytes

Count: 210.0

Concentration: $4.00 \times 10^9/L$

Percentage: 33.0 Nsg#/WBC




Hypersegmented neutrophils

Count:

Concentration:

Percentage:


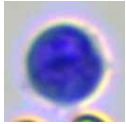
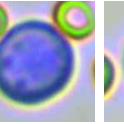

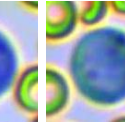
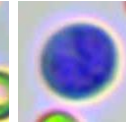
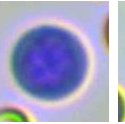



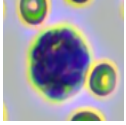
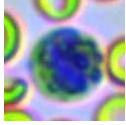
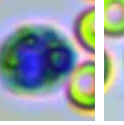

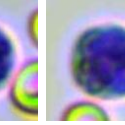
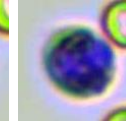
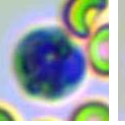
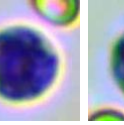
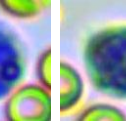

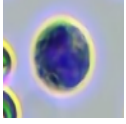






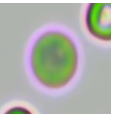


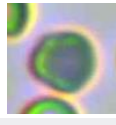














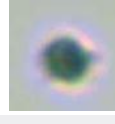




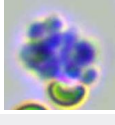
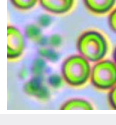

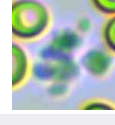
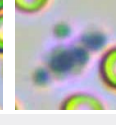


Lymphocytes

Count: 352.0

Concentration: $6.68 \times 10^9/L$

Percentage: 55.2 Lym#/WBC

											
Monocytes	Count: 55.0	Concentration: $1.05 \times 10^9/L$				Percentage: 8.7 Mon#/WBC					
											
Eosinophils	Count: 18.0	Concentration: $0.34 \times 10^9/L$				Percentage: 2.8 Eos#/WBC					
	Count: Concentration: Percentage:										
Basophils	Count: Concentration: Percentage:										
											
Normocyte	Count: 109388.0	Concentration: $6.51 \times 10^{12}/L$			Percentage: 99.8 Normocyte#/RBC	Reticulocytes	Count: 162.0	Concentration: $15.55 \times 10^9/L$		Percentage: 0.24 RET#/RBC	
	Count: Concentration: Percentage:										
Nucleated red blood cell	Count: Concentration: Percentage:										
	Count: Concentration: Percentage:										
Erythrocyte ghost	Count: Concentration: Percentage:										
							Count: Concentration: Percentage:				
Spherocytes	Count: 73.0	Concentration: $1.33 \times 10^9/L$			Percentage: 0.02 SPH#/RBC	Agglutinated erythrocytes	Count: Concentration: Percentage:				
							Count: Concentration: Percentage:				
Normal platelets	Count: 1952.0	Concentration: $131 \times 10^9/L$			Percentage: 69.1 NPLT#/PLT	Large platelet	Count: Concentration: Percentage:				
						Count: Concentration: Percentage:					
Aggregate platelets	Count: 59.0	Concentration: $0.00 \times 10^9/L$			Percentage:						

Clinical Significance

Lym# **Elevated levels:** It is suggested that infectious diseases, convalescence of acute infectious diseases, lymphocytic leukemia and lymphosarcoma are also seen in excited cats.

Veterinary Technician: not specified
 Attending Veterinarian: Dr. Marian Grace Wanagen

Date Reported: 07/06/2026

This report is solely for the received sample and serves as a diagnostic reference for veterinarians.