

# Pet Doctors Veterinary Supplies and Services

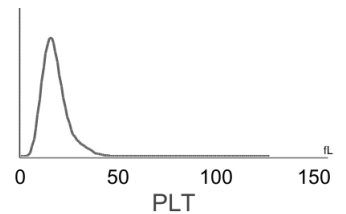
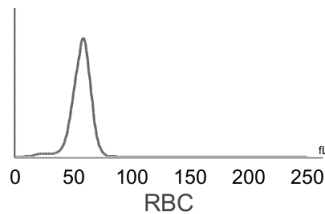
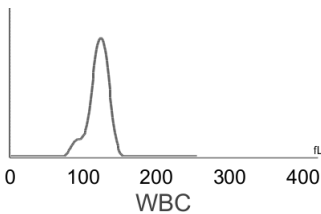
## Blood Morphology Analysis Report

Pet Name: Chopper  
 Gender: Male  
 Sample ID: 260607003

Owner Name: Kristine Grimaldo  
 Age: 2Y  
 Sample Type: Blood

Species: Canine  
 Patient or Visit NO.:  
 Time Tested: 07/06/2026 10:45:15

Test	Result	Unit	Reference Range	Low	Normal	High
<b>1.WBC</b>						
1-1WBC	11.49	10 <sup>9</sup> /L	6.00-17.00			
1-2Neu#	7.72	10 <sup>9</sup> /L	3.62-12.30			
1-3Nst#	0.00	10 <sup>9</sup> /L	0.00-1.00			
1-4Nsg#	7.72	10 <sup>9</sup> /L	2.30-11.50			
1-5Nsh#	0.00	10 <sup>9</sup> /L	0.00-3.50			
1-6Lym#	2.07	10 <sup>9</sup> /L	0.83-4.91			
1-7Mon#	1.01	10 <sup>9</sup> /L	0.14-1.97			
1-8Eos#	0.68	10 <sup>9</sup> /L	0.04-1.62			
1-9Bas#	0.01	10 <sup>9</sup> /L	0.00-0.12			
1-10Neu%	67.2	%	50.0-81.0			
1-11Nst/WBC%	0.0	%	0.0-10.0			
1-12Nsg%	67.2	%	48.0-70.0			
1-13Nsh/WBC%	0.0	%	0.0-15.5			
1-14Lym%	18.0	%	12.0-33.0			
1-15Mon%	8.8	%	2.0-13.0			
1-16Eos%	5.9	%	0.5-10.0			
1-17Bas%	0.1	%	0.0-1.3			
1-18Nst/Neu%	0.0	%	0.0-22.0			
1-19Nsh/Neu%	0.0	%	0.0-20.0			
<b>2.RBC</b>						
2-1RBC	10.90	↑ 10 <sup>12</sup> /L	5.10-8.50			
2-2HGB	241	↑ g/L	110-190			
2-3HCT	71.9	↑ %	35.0-58.0			
2-4MCV	66.0	fL	55.0-83.0			
2-5MCH	22.1	pg	18.0-31.0			
2-6MCHC	343	g/L	260-430			
2-7RDW-CV	14.6	%	11.2-21.3			
2-8RDW-SD	35.8	fL	31.2-51.7			
2-9RET#	9.10	10 <sup>9</sup> /L	3.00-45.00			
2-10RET%	0.08	%	0.00-1.00			
2-11MCVr	46.7	fL	30.0-120.0			
2-12MCVr-CV	49.0	%	20.0-80.0			
2-13NRBC#	0.00	10 <sup>9</sup> /L	0.00-0.10			
2-14NRBC/WBC%	0.00	%	0.00-0.50			
2-15ETG#	0.00	10 <sup>12</sup> /L	0.00-0.10			
2-16ETG%	0.01	%	0.00-3.00			
2-17SPH#	10.03	10 <sup>9</sup> /L	0.00-150.00			
2-18SPH%	0.09	%	0.00-2.00			
2-19AGG#	0.00	10 <sup>9</sup> /L	0.00-0.50			
<b>3.PLT</b>						
3-1PLT	258	10 <sup>9</sup> /L	117-490			
3-2MPV	9.9	fL	8.4-14.1			
3-3PCT	0.255	%	0.090-0.580			
3-4PDW-CV	63.7	%	30.0-80.0			
3-5PDW-SD	10.5	fL	5.0-20.0			
3-6LPLT#	73	10 <sup>9</sup> /L	0-285			
3-7P-LCR	28.2	%	9.0-50.0			



**Hospital Tel: +639171533903**  
**Hospital Add: McArthur Highway, San Miguel, Calasiao, Pangasinan**



# Pet Doctors Veterinary Supplies and Services

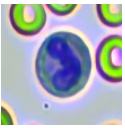
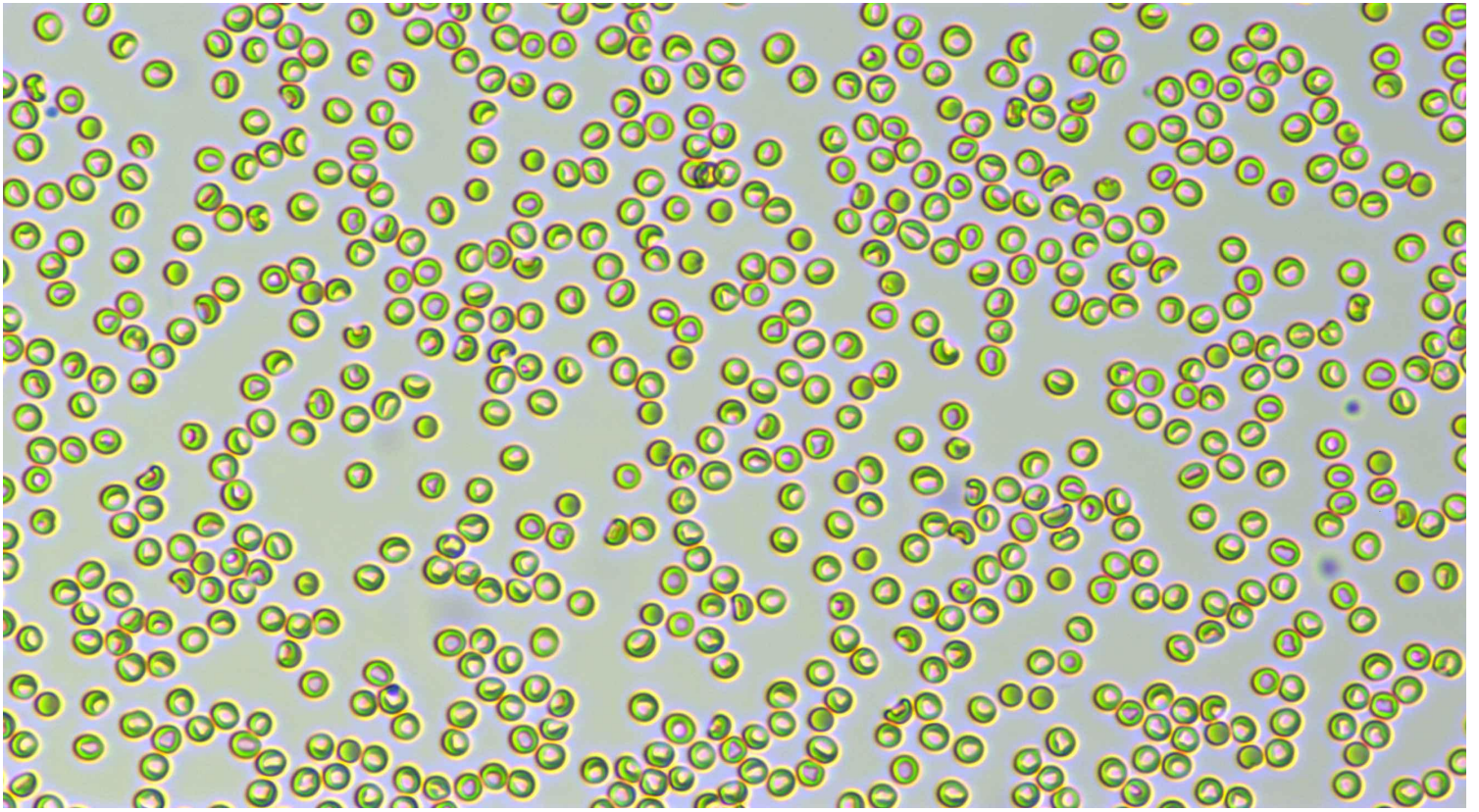
## Blood Morphology Analysis Report

Pet Name: Chopper  
 Gender: Male  
 Sample ID: 260607003

Owner Name: Kristine Grimaldo  
 Age: 2Y  
 Sample Type: Blood

Species: Canine  
 Patient or Visit NO.:  
 Time Tested: 07/06/2026 10:45:15

### Distribution Chart

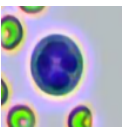


Neutrophil stab granulocytes

Count:

Concentration:

Percentage:

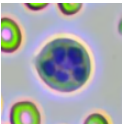


Neutrophil segmented granulocytes

Count: 409.0

Concentration:  $7.72 \times 10^9/L$

Percentage: 67.2 Nsg#/WBC




Hypersegmented neutrophils

Count:

Concentration:

Percentage:


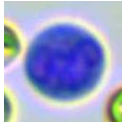
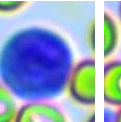

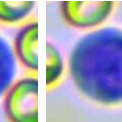
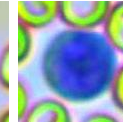





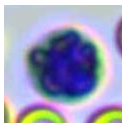

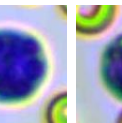
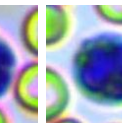
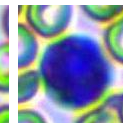
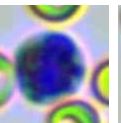
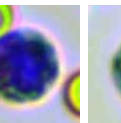










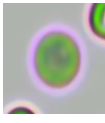







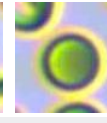





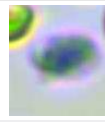



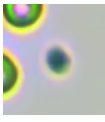

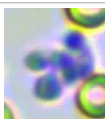

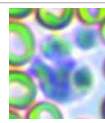





Lymphocytes

Count: 107.0

Concentration:  $2.07 \times 10^9/L$

Percentage: 18.0 Lym#/WBC

																
Monocytes	Count: 53.0	Concentration: $1.01 \times 10^9/L$				Percentage: 8.8 Mon#/WBC										
																
Eosinophils	Count: 38.0	Concentration: $0.68 \times 10^9/L$				Percentage: 5.9 Eos#/WBC										
	Count:				Concentration:				Percentage:							
Basophils																
																
Normocyte	Count: 183010.0	Concentration: $10.90 \times 10^{12}/L$		Percentage: 99.9 Normocyte#/RBC												
					Count:				Concentration:				Percentage:			
Reticulocytes																
	Count:				Concentration:				Percentage:							
Nucleated red blood cell																
					Count:				Concentration:				Percentage:			
Erythrocyte ghost																
																
Spherocytes	Count: 582.0	Concentration: $10.03 \times 10^9/L$		Percentage: 0.09 SPH#/RBC												
					Count:				Concentration:				Percentage:			
Agglutinated erythrocytes																
																
Normal platelets	Count: 3354.0	Concentration: $258 \times 10^9/L$		Percentage: 71.8 NPLT#/PLT												
					Count:				Concentration:				Percentage:			
Large platelet																
																
Aggregate platelets	Count: 91.0	Concentration: $0.00 \times 10^9/L$		Percentage:												

### Clinical Significance

RBC	<b>Elevated levels:</b> Relative polycythemia caused by dehydration, vomiting, diarrhea, etc. is common, as well as related diseases caused by compensatory increase or pathological increase of erythropoietin (such as renal cyst, hydronephrosis, hypernephrosis, hyperthyroidism, etc.) due to various reasons; it can be seen in transient polycythemia and polycythemia vera caused by spleen contraction in excitable dogs and cats or some large breeds.
HGB	<b>Elevated levels:</b> Relative polycythemia caused by dehydration, vomiting, diarrhea, etc. is common, as well as related diseases caused by compensatory increase or pathological increase of erythropoietin (such as renal cyst, hydronephrosis, hypernephrosis, hyperthyroidism, etc.) due to various reasons; it can be seen in transient polycythemia and polycythemia vera caused by spleen contraction in excitable dogs and cats or some large breeds.
HCT	<b>Elevated levels:</b> It is commonly seen in dehydration, use of catecholamines, diseases related to compensatory or pathological increase of erythropoietin, hyperadrenocorticism, hyperthyroidism, acromegaly, etc.

Veterinary Technician: not specified



Hospital Tel: +639171533903

Hospital Add: McArthur Highway, San Miguel, Calasiao, Pangasinan



**This report is solely for the received sample and serves as a diagnostic reference for veterinarians.**



**Hospital Tel: +639171533903**

**Hospital Add: McArthur Highway, San Miguel, Calasiao, Pangasinan**

