

# Pet Doctors Veterinary Supplies and Services

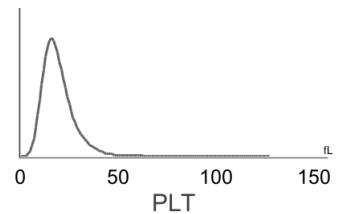
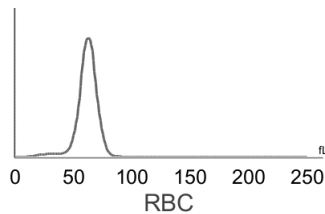
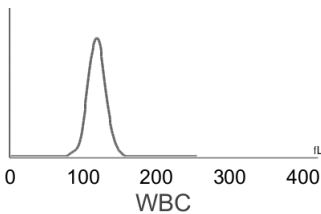

## Blood Morphology Analysis Report

Pet Name: Rocket  
 Gender: Male  
 Sample ID: 260606005

Owner Name: Melgie Dela Cruz  
 Age: 2Y  
 Sample Type: Blood

Species: Canine  
 Patient or Visit NO.:  
 Time Tested: 06/06/2026 13:53:06

Test	Result		Unit	Reference Range	Low	Normal	High
<b>1.WBC</b>							
1-1WBC	22.52	↑	10 <sup>9</sup> /L	6.00-17.00			
1-2Neu#	17.72	↑	10 <sup>9</sup> /L	3.62-12.30			
1-3Nst#	0.00		10 <sup>9</sup> /L	0.00-1.00			
1-4Nsg#	17.70	↑	10 <sup>9</sup> /L	2.30-11.50			
1-5Nsh#	0.02		10 <sup>9</sup> /L	0.00-3.50			
1-6Lym#	2.32		10 <sup>9</sup> /L	0.83-4.91			
1-7Mon#	1.08		10 <sup>9</sup> /L	0.14-1.97			
1-8Eos#	1.33		10 <sup>9</sup> /L	0.04-1.62			
1-9Bas#	0.07		10 <sup>9</sup> /L	0.00-0.12			
1-10Neu%	78.7		%	50.0-81.0			
1-11Nst/WBC%	0.0		%	0.0-10.0			
1-12Nsg%	78.6	↑	%	48.0-70.0			
1-13Nsh/WBC%	0.1		%	0.0-15.5			
1-14Lym%	10.3	↓	%	12.0-33.0			
1-15Mon%	4.8		%	2.0-13.0			
1-16Eos%	5.9		%	0.5-10.0			
1-17Bas%	0.3		%	0.0-1.3			
1-18Nst/Neu%	0.0		%	0.0-22.0			
1-19Nsh/Neu%	0.1		%	0.0-20.0			
<b>2.RBC</b>							
2-1RBC	6.23		10 <sup>12</sup> /L	5.10-8.50			
2-2HGB	147		g/L	110-190			
2-3HCT	45.1		%	35.0-58.0			
2-4MCV	72.4		fL	55.0-83.0			
2-5MCH	23.7		pg	18.0-31.0			
2-6MCHC	336		g/L	260-430			
2-7RDW-CV	12.7		%	11.2-21.3			
2-8RDW-SD	34.0		fL	31.2-51.7			
2-9RET#	4.95		10 <sup>9</sup> /L	3.00-45.00			
2-10RET%	0.08		%	0.00-1.00			
2-11MCVr	42.4		fL	30.0-120.0			
2-12MCVr-CV	44.9		%	20.0-80.0			
2-13NRBC#	0.00		10 <sup>9</sup> /L	0.00-0.10			
2-14NRBC/WBC%	0.00		%	0.00-0.50			
2-15ETG#	0.00		10 <sup>12</sup> /L	0.00-0.10			
2-16ETG%	0.00		%	0.00-3.00			
2-17SPH#	0.27		10 <sup>9</sup> /L	0.00-150.00			
2-18SPH%	0.00		%	0.00-2.00			
2-19AGG#	0.00		10 <sup>9</sup> /L	0.00-0.50			
<b>3.PLT</b>							
3-1PLT	251		10 <sup>9</sup> /L	117-490			
3-2MPV	10.8		fL	8.4-14.1			
3-3PCT	0.270		%	0.090-0.580			
3-4PDW-CV	71.3		%	30.0-80.0			
3-5PDW-SD	12.8		fL	5.0-20.0			
3-6LPLT#	104		10 <sup>9</sup> /L	0-285			
3-7P-LCR	41.5		%	9.0-50.0			



**Hospital Tel: +639171533903**  
**Hospital Add: McArthur Highway, San Miguel, Calasiao, Pangasinan**



# Pet Doctors Veterinary Supplies and Services

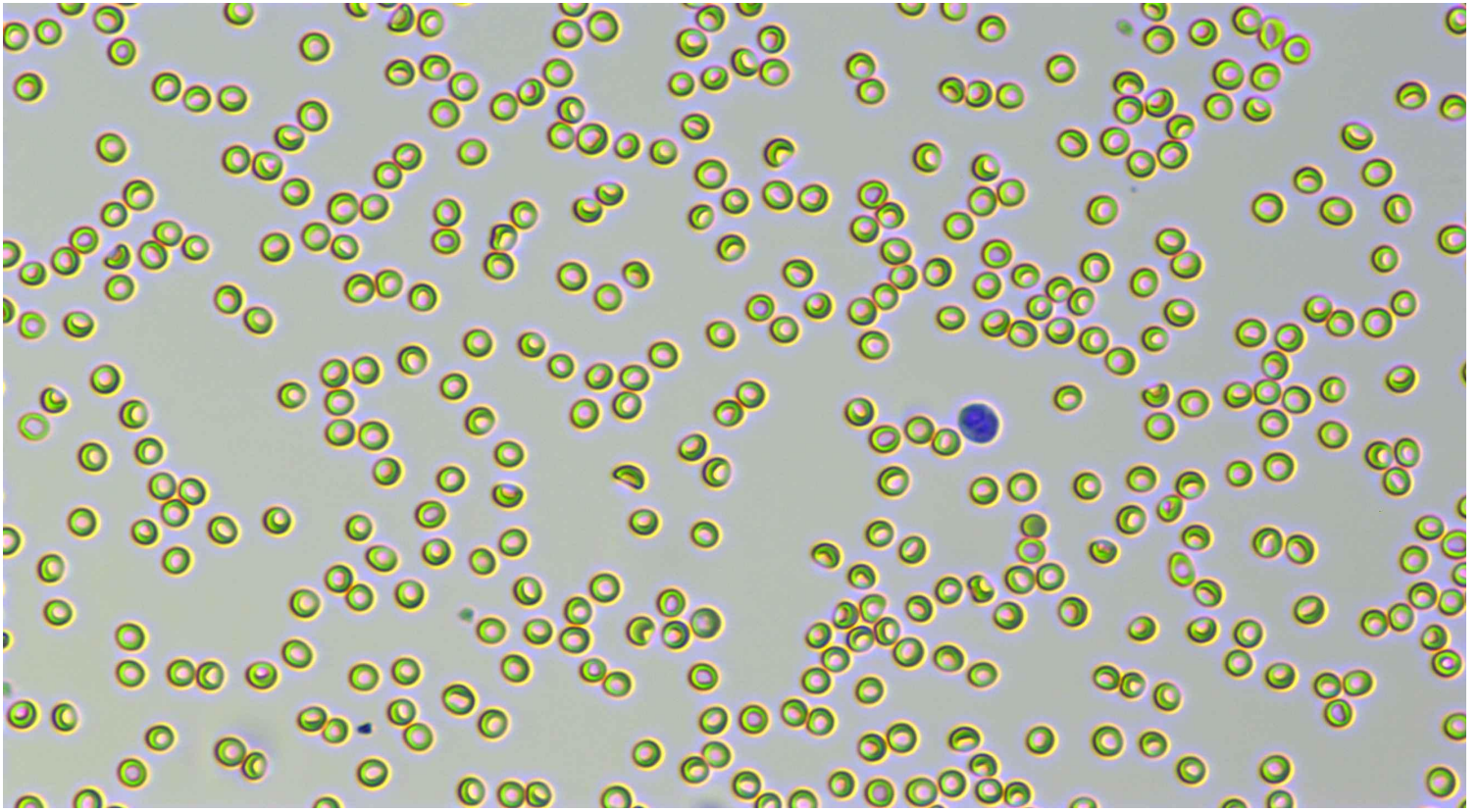
## Blood Morphology Analysis Report

Pet Name: Rocket  
 Gender: Male  
 Sample ID: 260606005

Owner Name: Melgie Dela Cruz  
 Age: 2Y  
 Sample Type: Blood

Species: Canine  
 Patient or Visit NO.:  
 Time Tested: 06/06/2026 13:53:06

### Distribution Chart



Neutrophil stab granulocytes

Count:

Concentration:

Percentage:

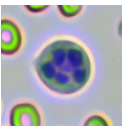


Neutrophil segmented granulocytes

Count: 918.0

Concentration:  $17.70 \times 10^9/L$

Percentage: 78.6 Nsg#/WBC



Hypersegmented neutrophils

Count: 1.0

Concentration:  $0.02 \times 10^9/L$

Percentage: 0.1 Nsh#/WBC

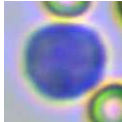

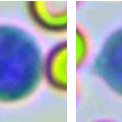
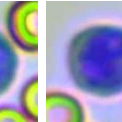
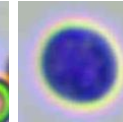
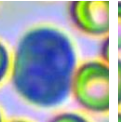
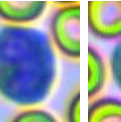
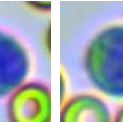


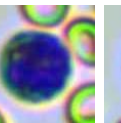
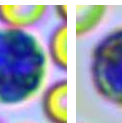

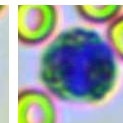
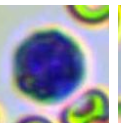

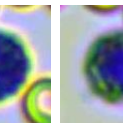








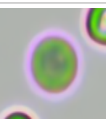



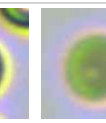






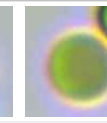







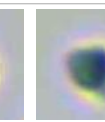




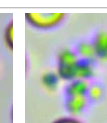



Lymphocytes

Count: 123.0

Concentration:  $2.32 \times 10^9/L$

Percentage: 10.3 Lym#/WBC

												
Monocytes	Count: 58.0	Concentration: $1.08 \times 10^9/L$				Percentage: 4.8 Mon#/WBC						
												
Eosinophils	Count: 70.0	Concentration: $1.33 \times 10^9/L$				Percentage: 5.9 Eos#/WBC						
	Count:	Concentration:				Percentage:						
Basophils												
												
Normocyte	Count: 104979.0	Concentration: $6.23 \times 10^{12}/L$			Percentage: 100.0 Normocyte#/RBC	Reticulocytes	Count: 7.0	Concentration: $4.95 \times 10^9/L$		Percentage: 0.08 RET#/RBC		
	Count:	Concentration:			Percentage:			Count:	Concentration:		Percentage:	
Nucleated red blood cell							Erythrocyte ghost					
							Count:	Concentration:		Percentage:		
Spherocytes	Count: 13.0	Concentration: $0.27 \times 10^9/L$			Percentage: 0.00 SPH#/RBC	Agglutinated erythrocytes						
							Count:	Concentration:		Percentage:		
Normal platelets	Count: 4107.0	Concentration: $251 \times 10^9/L$			Percentage: 58.5 NPLT#/PLT	Large platelet						
						Count:	Concentration:		Percentage:			
Aggregate platelets	Count: 188.0	Concentration: $0.00 \times 10^9/L$			Percentage:							

### Clinical Significance

Neu# **Elevated levels:** It is suggested that various acute infections, inflammations, stress reactions, some hematological diseases, toxic diseases, etc.  
 Nsg# **Elevated levels:** It is suggested that various acute infections, inflammations, stress reactions, some hematological diseases, toxic diseases, etc.

Veterinary Technician: not specified

Attending Veterinarian: Dr. Ricardo Valdez

Date Reported: 06/06/2026

**This report is solely for the received sample and serves as a diagnostic reference for veterinarians.**