

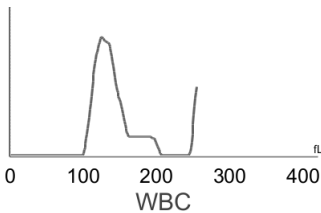
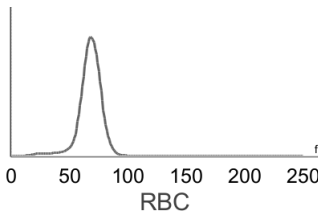
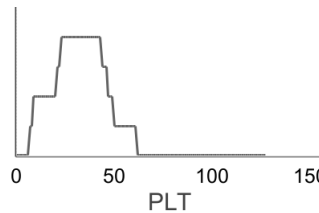
Pet Doctors Veterinary Supplies and Services

Blood Morphology Analysis Report

Pet Name: George
 Gender: Male
 Sample ID: 260606003

Owner Name: John Rex Tirao
 Age: 7M
 Sample Type: Blood

Species: Canine
 Patient or Visit NO.:
 Time Tested: 06/06/2026 10:39:44

Test	Result	Unit	Reference Range	Low	Normal	High
1.WBC						
1-1WBC	10.26	10 ⁹ /L	6.00-17.00			
1-2Neu#	5.42	10 ⁹ /L	3.62-12.30			
1-3Nst#	0.00	10 ⁹ /L	0.00-1.00			
1-4Nsg#	5.42	10 ⁹ /L	2.30-11.50			
1-5Nsh#	0.00	10 ⁹ /L	0.00-3.50			
1-6Lym#	2.23	10 ⁹ /L	0.83-4.91			
1-7Mon#	2.59	↑ 10 ⁹ /L	0.14-1.97			
1-8Eos#	0.02	↓ 10 ⁹ /L	0.04-1.62			
1-9Bas#	0.00	10 ⁹ /L	0.00-0.12			
1-10Neu%	52.9	%	50.0-81.0			
1-11Nst/WBC%	0.0	%	0.0-10.0			
1-12Nsg%	52.9	%	48.0-70.0			
1-13Nsh/WBC%	0.0	%	0.0-15.5			
1-14Lym%	21.7	%	12.0-33.0			
1-15Mon%	25.2	↑ %	2.0-13.0			
1-16Eos%	0.2	↓ %	0.5-10.0			
1-17Bas%	0.0	%	0.0-1.3			
1-18Nst/Neu%	0.0	%	0.0-22.0			
1-19Nsh/Neu%	0.0	%	0.0-20.0			
2.RBC						
2-1RBC	4.10	↓ 10 ¹² /L	5.10-8.50			
2-2HGB	106	↓ g/L	110-190			
2-3HCT	33.1	↓ %	35.0-58.0			
2-4MCV	80.7	fL	55.0-83.0			
2-5MCH	25.8	pg	18.0-31.0			
2-6MCHC	333	g/L	260-430			
2-7RDW-CV	13.0	%	11.2-21.3			
2-8RDW-SD	38.3	fL	31.2-51.7			
2-9RET#	6.96	10 ⁹ /L	3.00-45.00			
2-10RET%	0.17	%	0.00-1.00			
2-11MCVr	44.9	fL	30.0-120.0			
2-12MCVr-CV	41.4	%	20.0-80.0			
2-13NRBC#	0.00	10 ⁹ /L	0.00-0.10			
2-14NRBC/WBC%	0.00	%	0.00-0.50			
2-15ETG#	0.00	10 ¹² /L	0.00-0.10			
2-16ETG%	0.02	%	0.00-3.00			
2-17SPH#	0.32	10 ⁹ /L	0.00-150.00			
2-18SPH%	0.01	%	0.00-2.00			
2-19AGG#	0.00	10 ⁹ /L	0.00-0.50			
3.PLT						
3-1PLT	206	10 ⁹ /L	117-490			
3-2MPV	10.2	fL	8.4-14.1			
3-3PCT	0.210	%	0.090-0.580			
3-4PDW-CV	44.9	%	30.0-80.0			
3-5PDW-SD	10.8	fL	5.0-20.0			
3-6LPLT#	11	10 ⁹ /L	0-285			
3-7P-LCR	5.3	↓ %	9.0-50.0			
						



Hospital Tel: +639171533903
Hospital Add: McArthur Highway, San Miguel, Calasiao, Pangasinan



Pet Doctors Veterinary Supplies and Services

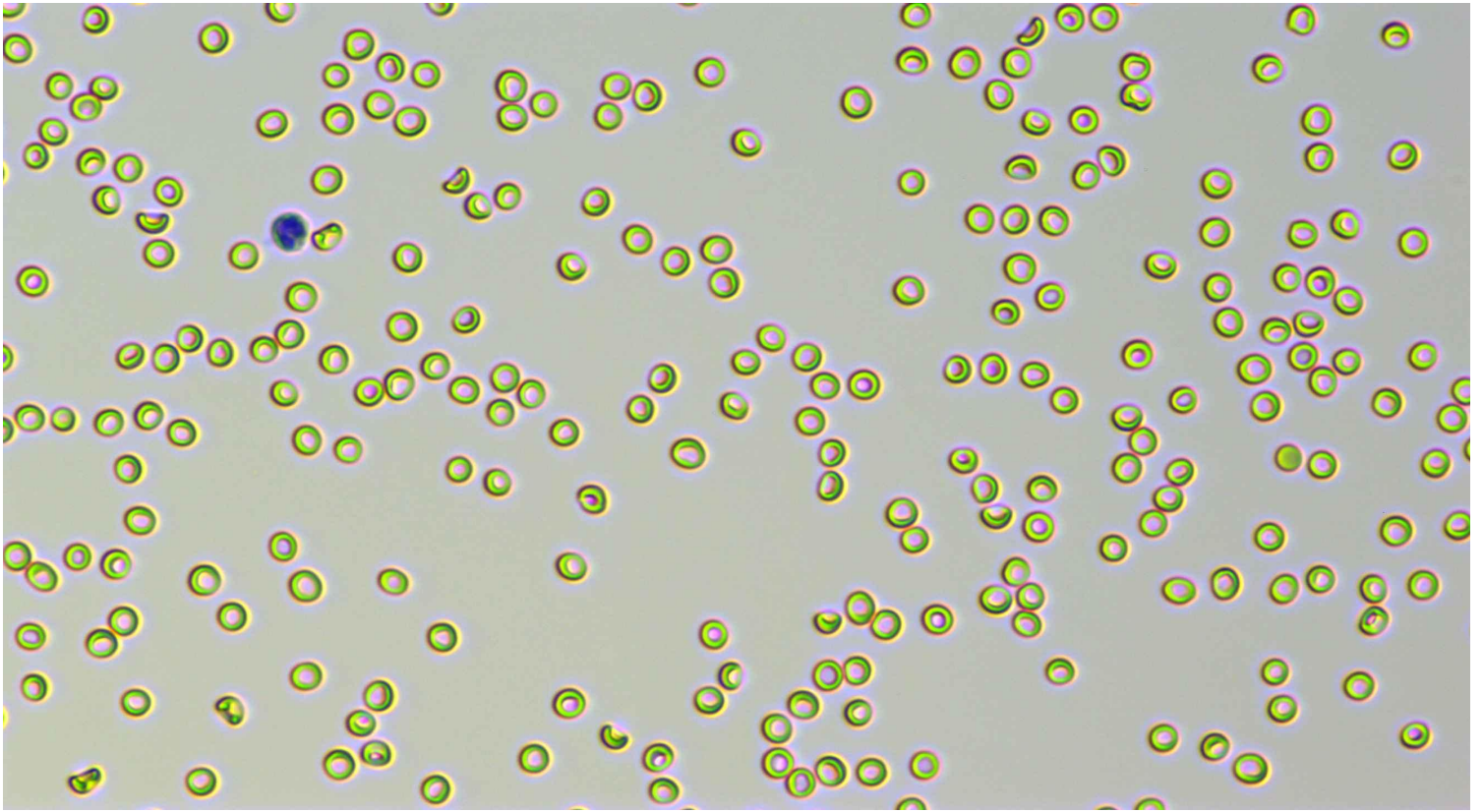
Blood Morphology Analysis Report

Pet Name: George
 Gender: Male
 Sample ID: 260606003

Owner Name: John Rex Tirao
 Age: 7M
 Sample Type: Blood

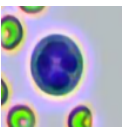
Species: Canine
 Patient or Visit NO.:
 Time Tested: 06/06/2026 10:39:44

Distribution Chart

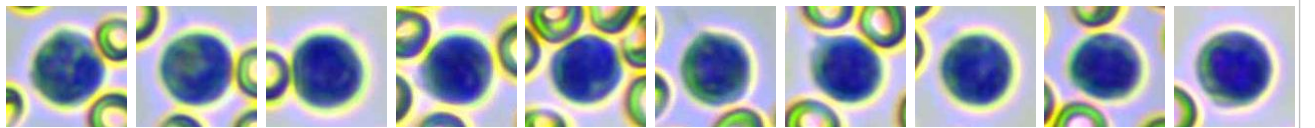


Neutrophil stab granulocytes

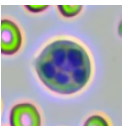
Count:	Concentration:	Percentage:
--------	----------------	-------------



Neutrophil segmented granulocytes




Count: 282.0	Concentration: $5.42 \times 10^9/L$	Percentage: 52.9 Nsg#/WBC
--------------	-------------------------------------	---------------------------




Hypersegmented neutrophils

Count:	Concentration:	Percentage:
--------	----------------	-------------



Lymphocytes

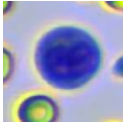
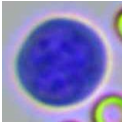
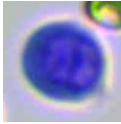
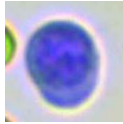
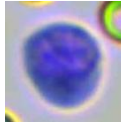
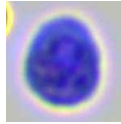

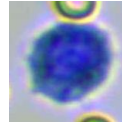
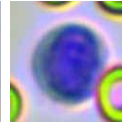
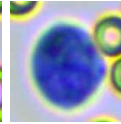
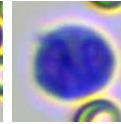
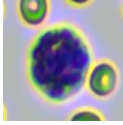
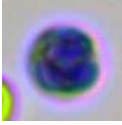
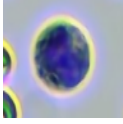






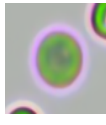




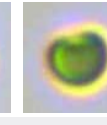
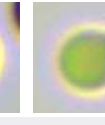





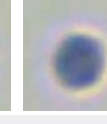
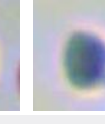
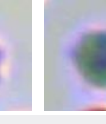

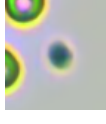








Count: 120.0	Concentration: $2.23 \times 10^9/L$	Percentage: 21.7 Lym#/WBC
--------------	-------------------------------------	---------------------------



Hospital Tel: +639171533903
Hospital Add: McArthur Highway, San Miguel, Calasiao, Pangasinan



											
Monocytes	Count: 135.0	Concentration: $2.59 \times 10^9/L$				Percentage: 25.2 Mon#/WBC					
											
Eosinophils	Count: 1.0	Concentration: $0.02 \times 10^9/L$				Percentage: 0.2 Eos#/WBC					
											
Basophils	Count:	Concentration:				Percentage:					
											
Normocyte	Count: 68992.0	Concentration: $4.10 \times 10^{12}/L$		Percentage: 100.0 Normocyte#/RBC		Reticulocytes	Count:	Concentration:		Percentage:	
											
Nucleated red blood cell	Count:	Concentration:				Percentage:					
											
Erythrocyte ghost	Count:	Concentration:				Percentage:					
											
Spherocytes	Count: 12.0	Concentration: $0.32 \times 10^9/L$		Percentage: 0.01 SPH#/RBC		Agglutinated erythrocytes	Count:	Concentration:		Percentage:	
											
Normal platelets	Count: 553.0	Concentration: $206 \times 10^9/L$		Percentage: 94.7 NPLT#/PLT		Large platelet	Count:	Concentration:		Percentage:	
											
Aggregate platelets	Count: 7.0	Concentration: $0.00 \times 10^9/L$		Percentage:							

Clinical Significance

Mon#	Elevated levels: It is suggested that chronic infectious diseases, some bacterial and viral infections, diseases with granulomatous reaction, protozoal diseases, convalescence of diseases, use of adrenocorticotrophic hormone and glucocorticoid drugs, etc.
RBC	Decreased levels: Common of all kinds is urgent, chronic and haemorrhagic anaemia, if ulcer, tumor, operation; and the haemolytic anaemia that helminth infection, autoimmunity haemolysis causes; the nutrition sex anaemia that hidebound causes; the aplastic anaemia that toxic, immune disease, endocrine is maladjusted cause.
HGB	Decreased levels: It is common in anemia caused by various reasons, such as hemolytic anemia, blood loss and anemia caused by parasitic infection.
HCT	Decreased levels: It is common in anemia caused by various reasons.

Veterinary Technician: not specified

Attending Veterinarian: Dr. Marian Grace Wanagen

Date Reported: 06/06/2026

This report is solely for the received sample and serves as a diagnostic reference for veterinarians.



Hospital Tel: +639171533903

Hospital Add: McArthur Highway, San Miguel, Calasiao, Pangasinan

