

# Pet Doctors Veterinary Supplies and Services

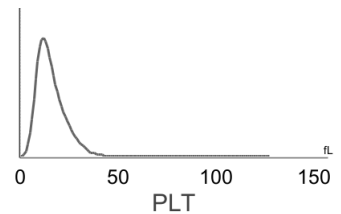
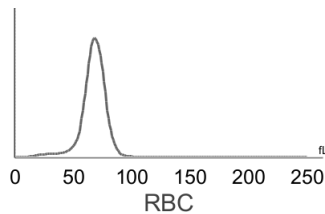
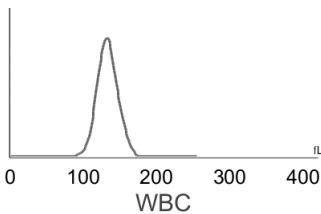
## Blood Morphology Analysis Report

Pet Name: Bacon  
 Gender: Male  
 Sample ID: 260528004

Owner Name: Amadeo Manalad  
 Age: 10Y  
 Sample Type: Blood

Species: Canine  
 Patient or Visit NO.:  
 Time Tested: 28/05/2026 16:44:24

Test	Result	Unit	Reference Range	Low	Normal	High
<b>1.WBC</b>						
1-1WBC	25.40	↑ 10 <sup>9</sup> /L	6.00-17.00			
1-2Neu#	21.79	↑ 10 <sup>9</sup> /L	3.62-12.30			
1-3Nst#	0.00	10 <sup>9</sup> /L	0.00-1.00			
1-4Nsg#	21.79	↑ 10 <sup>9</sup> /L	2.30-11.50			
1-5Nsh#	0.00	10 <sup>9</sup> /L	0.00-3.50			
1-6Lym#	1.50	10 <sup>9</sup> /L	0.83-4.91			
1-7Mon#	1.85	10 <sup>9</sup> /L	0.14-1.97			
1-8Eos#	0.23	10 <sup>9</sup> /L	0.04-1.62			
1-9Bas#	0.03	10 <sup>9</sup> /L	0.00-0.12			
1-10Neu%	85.8	↑ %	50.0-81.0			
1-11Nst/WBC%	0.0	%	0.0-10.0			
1-12Nsg%	85.8	↑ %	48.0-70.0			
1-13Nsh/WBC%	0.0	%	0.0-15.5			
1-14Lym%	5.9	↓ %	12.0-33.0			
1-15Mon%	7.3	%	2.0-13.0			
1-16Eos%	0.9	%	0.5-10.0			
1-17Bas%	0.1	%	0.0-1.3			
1-18Nst/Neu%	0.0	%	0.0-22.0			
1-19Nsh/Neu%	0.0	%	0.0-20.0			
<b>2.RBC</b>						
2-1RBC	5.12	10 <sup>12</sup> /L	5.10-8.50			
2-2HGB	134	g/L	110-190			
2-3HCT	41.0	%	35.0-58.0			
2-4MCV	80.1	fL	55.0-83.0			
2-5MCH	26.1	pg	18.0-31.0			
2-6MCHC	338	g/L	260-430			
2-7RDW-CV	13.6	%	11.2-21.3			
2-8RDW-SD	39.7	fL	31.2-51.7			
2-9RET#	6.38	10 <sup>9</sup> /L	3.00-45.00			
2-10RET%	0.12	%	0.00-1.00			
2-11MCVr	45.4	fL	30.0-120.0			
2-12MCVr-CV	43.2	%	20.0-80.0			
2-13NRBC#	0.00	10 <sup>9</sup> /L	0.00-0.10			
2-14NRBC/WBC%	0.00	%	0.00-0.50			
2-15ETG#	0.00	10 <sup>12</sup> /L	0.00-0.10			
2-16ETG%	0.00	%	0.00-3.00			
2-17SPH#	2.24	10 <sup>9</sup> /L	0.00-150.00			
2-18SPH%	0.04	%	0.00-2.00			
2-19AGG#	0.09	10 <sup>9</sup> /L	0.00-0.50			
<b>3.PLT</b>						
3-1PLT	167	10 <sup>9</sup> /L	117-490			
3-2MPV	8.9	fL	8.4-14.1			
3-3PCT	0.149	%	0.090-0.580			
3-4PDW-CV	83.1	↑ %	30.0-80.0			
3-5PDW-SD	12.1	fL	5.0-20.0			
3-6LPLT#	40	10 <sup>9</sup> /L	0-285			
3-7P-LCR	23.8	%	9.0-50.0			



**Hospital Tel: +639171533903**  
**Hospital Add: McArthur Highway, San Miguel, Calasiao, Pangasinan**



# Pet Doctors Veterinary Supplies and Services

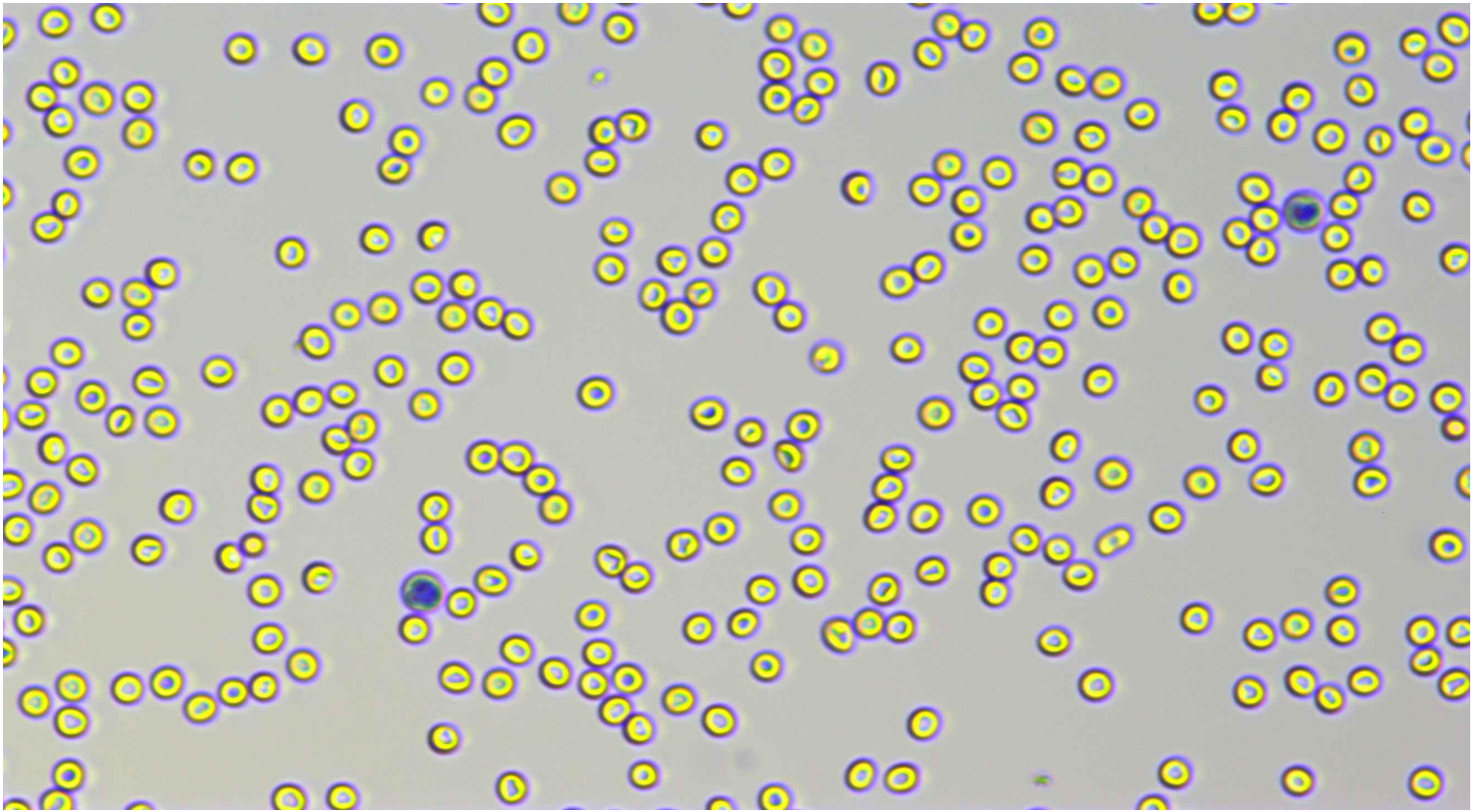
## Blood Morphology Analysis Report

Pet Name: Bacon  
 Gender: Male  
 Sample ID: 260528004

Owner Name: Amadeo Manalad  
 Age: 10Y  
 Sample Type: Blood

Species: Canine  
 Patient or Visit NO.:  
 Time Tested: 28/05/2026 16:44:24

### Distribution Chart



Neutrophil stab granulocytes

Count:

Concentration:

Percentage:

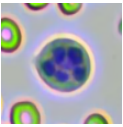


Neutrophil segmented granulocytes

Count: 1125.0

Concentration:  $21.79 \times 10^9/L$

Percentage: 85.8 Nsg#/WBC



Hypersegmented neutrophils

Count:

Concentration:

Percentage:

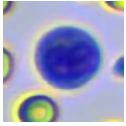
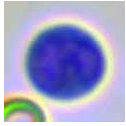
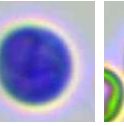
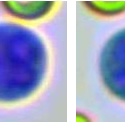
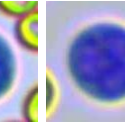


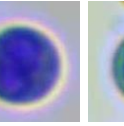
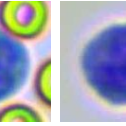





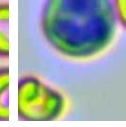
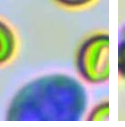
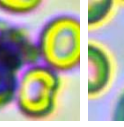

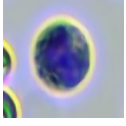






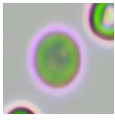

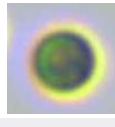












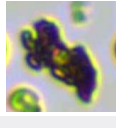








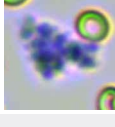
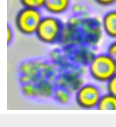
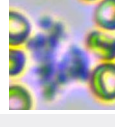
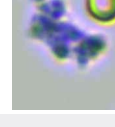
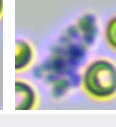


Lymphocytes

Count: 78.0

Concentration:  $1.50 \times 10^9/L$

Percentage: 5.9 Lym#/WBC

																			
Monocytes	Count: 99.0	Concentration: $1.85 \times 10^9/L$				Percentage: 7.3 Mon#/WBC													
																			
Eosinophils	Count: 12.0	Concentration: $0.23 \times 10^9/L$				Percentage: 0.9 Eos#/WBC													
	Count:				Concentration:				Percentage:										
Basophils																			
																			
Normocyte	Count: 86391.0	Concentration: $5.12 \times 10^{12}/L$			Percentage: 99.9 Normocyte#/RBC	Reticulocytes	Count: 5.0	Concentration: $6.38 \times 10^9/L$			Percentage: 0.12 RET#/RBC								
	Count:				Concentration:				Percentage:										
Nucleated red blood cell																			
	Count:				Concentration:				Percentage:										
Erythrocyte ghost																			
								Count: 1.0				Concentration: $0.09 \times 10^9/L$				Percentage:			
Spherocytes	Count: 121.0	Concentration: $2.24 \times 10^9/L$			Percentage: 0.04 SPH#/RBC	Agglutinated erythrocytes													
							Count:				Concentration:				Percentage:				
Normal platelets	Count: 1772.0	Concentration: $167 \times 10^9/L$			Percentage: 76.2 NPLT#/PLT	Large platelet													
						Count: 120.0				Concentration: $0.00 \times 10^9/L$				Percentage:					
Aggregate platelets																			

### Clinical Significance

Neu#	<b>Elevated levels:</b> It is suggested that various acute infections, inflammations, stress reactions, some hematological diseases, toxic diseases, etc.
Nsg#	<b>Elevated levels:</b> It is suggested that various acute infections, inflammations, stress reactions, some hematological diseases, toxic diseases, etc.
PDW-CV	<b>Elevated levels:</b> It suggests that the platelet size is not uniform.

Veterinary Technician: not specified

Attending Veterinarian: Dr. Marian Grace Wanagen

Date Reported: 04/06/2026

**This report is solely for the received sample and serves as a diagnostic reference for veterinarians.**



Hospital Tel: +639171533903

Hospital Add: McArthur Highway, San Miguel, Calasiao, Pangasinan

