

# Pet Doctors Veterinary Supplies and Services

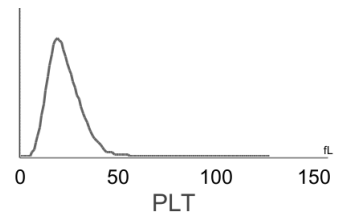
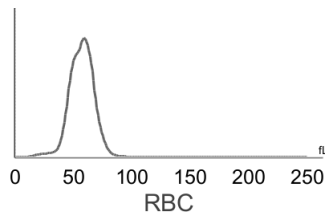
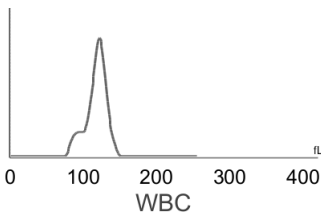
## Blood Morphology Analysis Report

Pet Name: Spike  
 Gender: Male  
 Sample ID: 260604002

Owner Name: Maan Parayno  
 Age: 2Y  
 Sample Type: Blood

Species: Canine  
 Patient or Visit NO.:  
 Time Tested: 04/06/2026 10:18:17

Test	Result	Unit	Reference Range	Low	Normal	High
<b>1.WBC</b>						
1-1WBC	11.21	10 <sup>9</sup> /L	6.00-17.00			
1-2Neu#	7.73	10 <sup>9</sup> /L	3.62-12.30			
1-3Nst#	0.00	10 <sup>9</sup> /L	0.00-1.00			
1-4Nsg#	7.73	10 <sup>9</sup> /L	2.30-11.50			
1-5Nsh#	0.00	10 <sup>9</sup> /L	0.00-3.50			
1-6Lym#	2.11	10 <sup>9</sup> /L	0.83-4.91			
1-7Mon#	1.03	10 <sup>9</sup> /L	0.14-1.97			
1-8Eos#	0.34	10 <sup>9</sup> /L	0.04-1.62			
1-9Bas#	0.00	10 <sup>9</sup> /L	0.00-0.12			
1-10Neu%	69.0	%	50.0-81.0			
1-11Nst/WBC%	0.0	%	0.0-10.0			
1-12Nsg%	69.0	%	48.0-70.0			
1-13Nsh/WBC%	0.0	%	0.0-15.5			
1-14Lym%	18.8	%	12.0-33.0			
1-15Mon%	9.2	%	2.0-13.0			
1-16Eos%	3.0	%	0.5-10.0			
1-17Bas%	0.0	%	0.0-1.3			
1-18Nst/Neu%	0.0	%	0.0-22.0			
1-19Nsh/Neu%	0.0	%	0.0-20.0			
<b>2.RBC</b>						
2-1RBC	4.11	↓ 10 <sup>12</sup> /L	5.10-8.50			
2-2HGB	88	↓ g/L	110-190			
2-3HCT	28.0	↓ %	35.0-58.0			
2-4MCV	68.3	fL	55.0-83.0			
2-5MCH	21.6	pg	18.0-31.0			
2-6MCHC	335	g/L	260-430			
2-7RDW-CV	20.1	%	11.2-21.3			
2-8RDW-SD	49.2	fL	31.2-51.7			
2-9RET#	21.40	10 <sup>9</sup> /L	3.00-45.00			
2-10RET%	0.52	%	0.00-1.00			
2-11MCVr	43.6	fL	30.0-120.0			
2-12MCVr-CV	48.2	%	20.0-80.0			
2-13NRBC#	0.00	10 <sup>9</sup> /L	0.00-0.10			
2-14NRBC/WBC%	0.00	%	0.00-0.50			
2-15ETG#	0.00	10 <sup>12</sup> /L	0.00-0.10			
2-16ETG%	0.01	%	0.00-3.00			
2-17SPH#	39.79	10 <sup>9</sup> /L	0.00-150.00			
2-18SPH%	0.97	%	0.00-2.00			
2-19AGG#	0.00	10 <sup>9</sup> /L	0.00-0.50			
<b>3.PLT</b>						
3-1PLT	158	10 <sup>9</sup> /L	117-490			
3-2MPV	12.4	fL	8.4-14.1			
3-3PCT	0.196	%	0.090-0.580			
3-4PDW-CV	69.8	%	30.0-80.0			
3-5PDW-SD	15.2	fL	5.0-20.0			
3-6LPLT#	71	10 <sup>9</sup> /L	0-285			
3-7P-LCR	45.1	%	9.0-50.0			



**Hospital Tel: +639171533903**  
**Hospital Add: McArthur Highway, San Miguel, Calasiao, Pangasinan**



# Pet Doctors Veterinary Supplies and Services

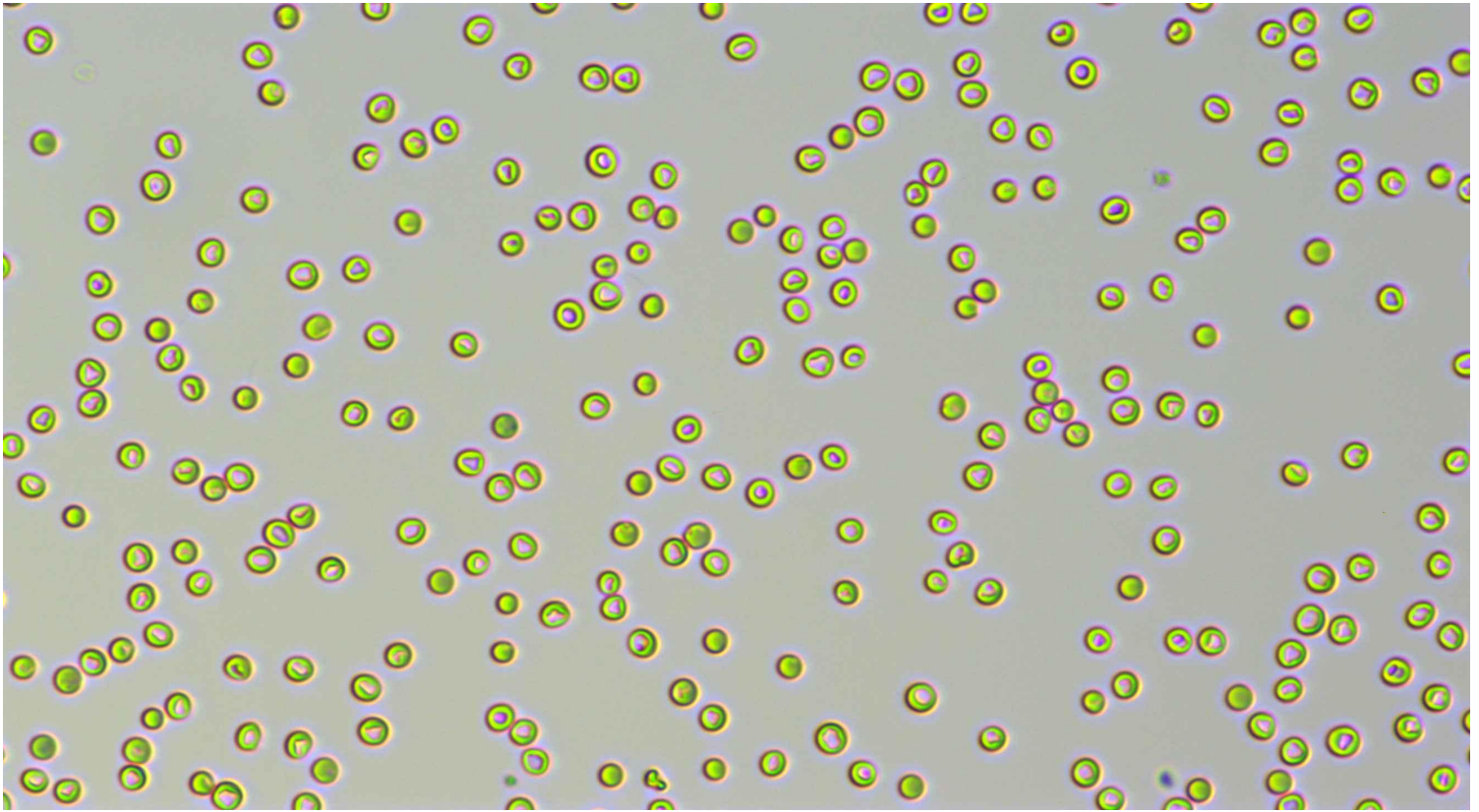
## Blood Morphology Analysis Report

Pet Name: Spike  
 Gender: Male  
 Sample ID: 260604002

Owner Name: Maan Parayno  
 Age: 2Y  
 Sample Type: Blood

Species: Canine  
 Patient or Visit NO.:  
 Time Tested: 04/06/2026 10:18:17

### Distribution Chart



Neutrophil stab granulocytes

Count:

Concentration:

Percentage:

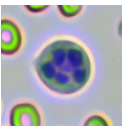


Neutrophil segmented granulocytes

Count: 407.0

Concentration:  $7.73 \times 10^9/L$

Percentage: 69.0 Nsg#/WBC




Hypersegmented neutrophils

Count:

Concentration:

Percentage:


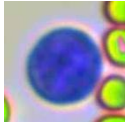
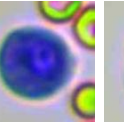
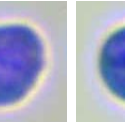
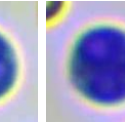
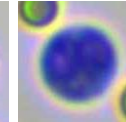
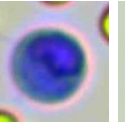
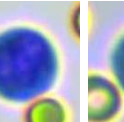
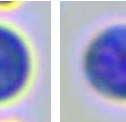

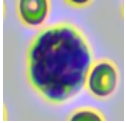
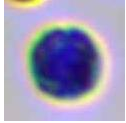
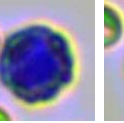
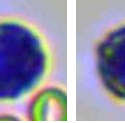
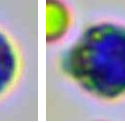
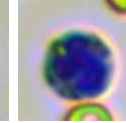
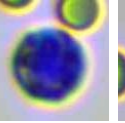
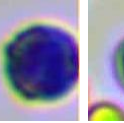
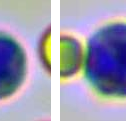

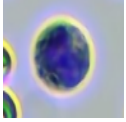






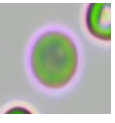


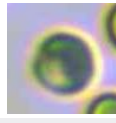
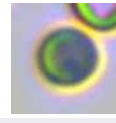
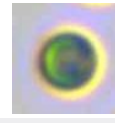



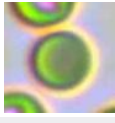









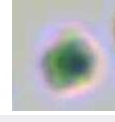





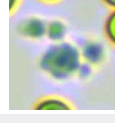
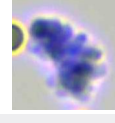
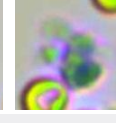


Lymphocytes

Count: 110.0

Concentration:  $2.11 \times 10^9/L$

Percentage: 18.8 Lym#/WBC

																							
Monocytes	Count: 56.0	Concentration: $1.03 \times 10^9/L$				Percentage: 9.2 Mon#/WBC																	
																							
Eosinophils	Count: 17.0	Concentration: $0.34 \times 10^9/L$				Percentage: 3.0 Eos#/WBC																	
	Count:				Concentration:				Percentage:														
Basophils																							
																							
Normocyte	Count: 66669.0	Concentration: $4.11 \times 10^{12}/L$		Percentage: 98.6 Normocyte#/RBC		Reticulocytes	Count: 286.0	Concentration: $21.40 \times 10^9/L$		Percentage: 0.52 RET#/RBC													
	Count:				Concentration:				Percentage:														
Nucleated red blood cell																							
	Count:				Concentration:				Percentage:														
Erythrocyte ghost																							
							Count:					Concentration:					Percentage:						
Spherocytes	Count: 2321.0	Concentration: $39.79 \times 10^9/L$		Percentage: 0.97 SPH#/RBC		Agglutinated erythrocytes																	
							Count:					Concentration:					Percentage:						
Normal platelets	Count: 2650.0	Concentration: $158 \times 10^9/L$		Percentage: 54.9 NPLT#/PLT		Large platelet																	
						Count: 45.0						Concentration: $0.00 \times 10^9/L$						Percentage:					
Aggregate platelets																							

### Clinical Significance

RBC	<b>Decreased levels:</b> Common of all kinds is urgent, chronic and haemorrhagic anaemia, if ulcer, tumor, operation; and the haemolytic anaemia that helminth infection, autoimmunity haemolysis causes; the nutrition sex anaemia that hidebound causes; the aplastic anaemia that toxic, immune disease, endocrine is maladjusted cause.
HGB	<b>Decreased levels:</b> It is common in anemia caused by various reasons, such as hemolytic anemia, blood loss and anemia caused by parasitic infection.
HCT	<b>Decreased levels:</b> It is common in anemia caused by various reasons.

Veterinary Technician: not specified

Attending Veterinarian: Dr. Ricardo Valdez

Date Reported: 04/06/2026

**This report is solely for the received sample and serves as a diagnostic reference for veterinarians.**



Hospital Tel: +639171533903

Hospital Add: McArthur Highway, San Miguel, Calasiao, Pangasinan

