

Pet Doctors Veterinary Supplies and Services

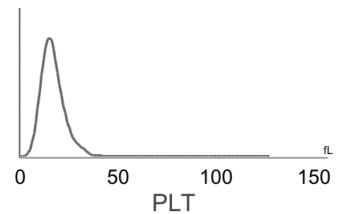
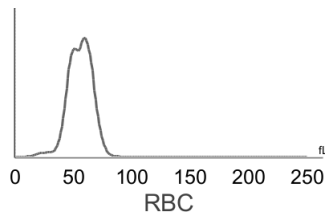
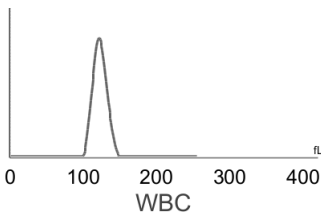
Blood Morphology Analysis Report

Pet Name: Tyler
 Gender: Male
 Sample ID: 260604001

Owner Name: Mycka Callanta
 Age: 3Y
 Sample Type: Blood

Species: Canine
 Patient or Visit NO.:
 Time Tested: 04/06/2026 10:02:00

Test	Result	Unit	Reference Range	Low	Normal	High
1.WBC						
1-1WBC	6.90	10 ⁹ /L	6.00-17.00			
1-2Neu#	5.68	10 ⁹ /L	3.62-12.30			
1-3Nst#	0.00	10 ⁹ /L	0.00-1.00			
1-4Nsg#	5.68	10 ⁹ /L	2.30-11.50			
1-5Nsh#	0.00	10 ⁹ /L	0.00-3.50			
1-6Lym#	0.43	↓ 10 ⁹ /L	0.83-4.91			
1-7Mon#	0.55	10 ⁹ /L	0.14-1.97			
1-8Eos#	0.22	10 ⁹ /L	0.04-1.62			
1-9Bas#	0.02	10 ⁹ /L	0.00-0.12			
1-10Neu%	82.2	↑ %	50.0-81.0			
1-11Nst/WBC%	0.0	%	0.0-10.0			
1-12Nsg%	82.2	↑ %	48.0-70.0			
1-13Nsh/WBC%	0.0	%	0.0-15.5			
1-14Lym%	6.3	↓ %	12.0-33.0			
1-15Mon%	8.0	%	2.0-13.0			
1-16Eos%	3.2	%	0.5-10.0			
1-17Bas%	0.3	%	0.0-1.3			
1-18Nst/Neu%	0.0	%	0.0-22.0			
1-19Nsh/Neu%	0.0	%	0.0-20.0			
2.RBC						
2-1RBC	6.22	10 ¹² /L	5.10-8.50			
2-2HGB	133	g/L	110-190			
2-3HCT	41.0	%	35.0-58.0			
2-4MCV	65.9	fL	55.0-83.0			
2-5MCH	21.4	pg	18.0-31.0			
2-6MCHC	338	g/L	260-430			
2-7RDW-CV	21.0	%	11.2-21.3			
2-8RDW-SD	50.4	fL	31.2-51.7			
2-9RET#	7.18	10 ⁹ /L	3.00-45.00			
2-10RET%	0.12	%	0.00-1.00			
2-11MCVr	41.5	fL	30.0-120.0			
2-12MCVr-CV	47.3	%	20.0-80.0			
2-13NRBC#	0.00	10 ⁹ /L	0.00-0.10			
2-14NRBC/WBC%	0.00	%	0.00-0.50			
2-15ETG#	0.00	10 ¹² /L	0.00-0.10			
2-16ETG%	0.02	%	0.00-3.00			
2-17SPH#	25.97	10 ⁹ /L	0.00-150.00			
2-18SPH%	0.42	%	0.00-2.00			
2-19AGG#	0.00	10 ⁹ /L	0.00-0.50			
3.PLT						
3-1PLT	202	10 ⁹ /L	117-490			
3-2MPV	9.4	fL	8.4-14.1			
3-3PCT	0.190	%	0.090-0.580			
3-4PDW-CV	63.6	%	30.0-80.0			
3-5PDW-SD	10.1	fL	5.0-20.0			
3-6LPLT#	45	10 ⁹ /L	0-285			
3-7P-LCR	22.3	%	9.0-50.0			



Hospital Tel: +639171533903
Hospital Add: McArthur Highway, San Miguel, Calasiao, Pangasinan



Pet Doctors Veterinary Supplies and Services

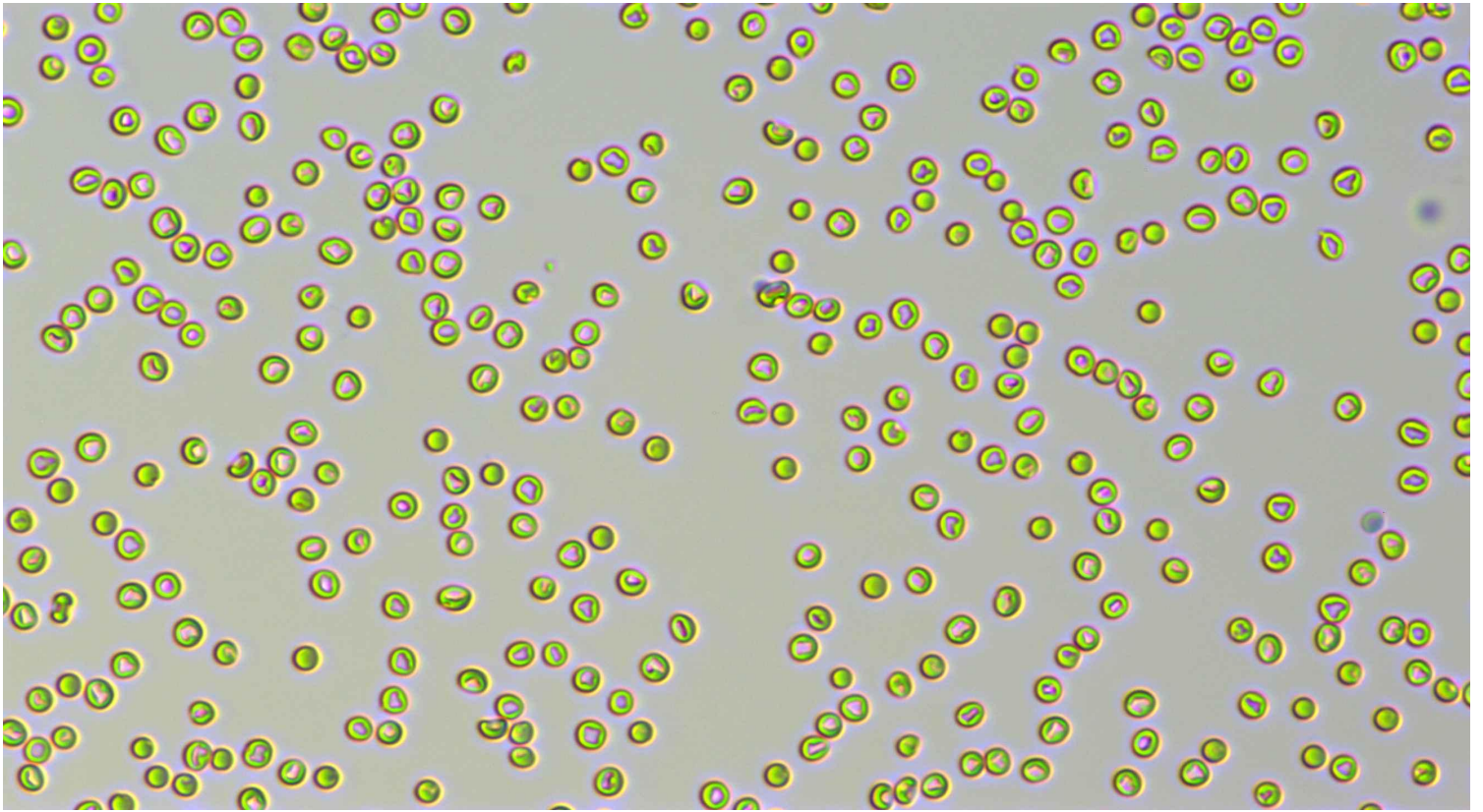
Blood Morphology Analysis Report

Pet Name: Tyler
 Gender: Male
 Sample ID: 260604001

Owner Name: Mycka Callanta
 Age: 3Y
 Sample Type: Blood

Species: Canine
 Patient or Visit NO.:
 Time Tested: 04/06/2026 10:02:00

Distribution Chart



Neutrophil stab granulocytes

Count:

Concentration:

Percentage:



Neutrophil segmented granulocytes

Count: 301.0

Concentration: $5.68 \times 10^9/L$

Percentage: 82.2 Nsg#/WBC



Hypersegmented neutrophils

Count:

Concentration:

Percentage:


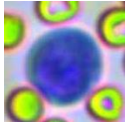
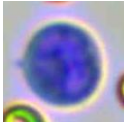

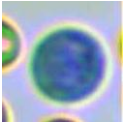
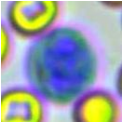
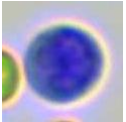
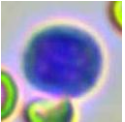
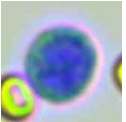
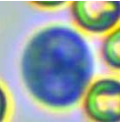
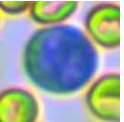
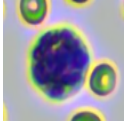
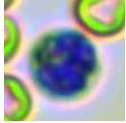
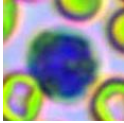
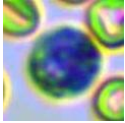
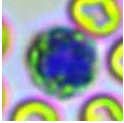
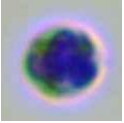


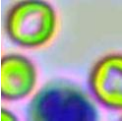
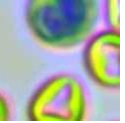

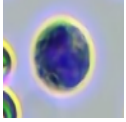






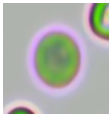
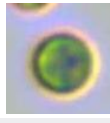











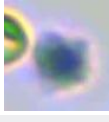



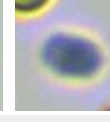



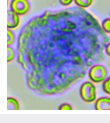



Lymphocytes

Count: 27.0

Concentration: $0.43 \times 10^9/L$

Percentage: 6.3 Lym#/WBC

										
Monocytes	Count: 28.0	Concentration: $0.55 \times 10^9/L$				Percentage: 8.0 Mon#/WBC				
										
Eosinophils	Count: 12.0	Concentration: $0.22 \times 10^9/L$				Percentage: 3.2 Eos#/WBC				
	Count:	Concentration:				Percentage:				
Basophils										
										
Normocyte	Count: 103718.0	Concentration: $6.22 \times 10^{12}/L$		Percentage: 99.6 Normocyte#/RBC		Reticulocytes	Count: 2.0	Concentration: $7.18 \times 10^9/L$		Percentage: 0.12 RET#/RBC
	Count:	Concentration:		Percentage:			Count:	Concentration:		Percentage:
Nucleated red blood cell						Erythrocyte ghost				
							Count:	Concentration:		Percentage:
Spherocytes	Count: 1416.0	Concentration: $25.97 \times 10^9/L$		Percentage: 0.42 SPH#/RBC		Agglutinated erythrocytes				
							Count:	Concentration:		Percentage:
Normal platelets	Count: 2725.0	Concentration: $202 \times 10^9/L$		Percentage: 77.7 NPLT#/PLT		Large platelet				
										
Aggregate platelets	Count: 3.0	Concentration: $0.00 \times 10^9/L$		Percentage:						

Clinical Significance

Lym# **Decreased levels:** It is seen in stress, Cushing's syndrome (Cushing's Syndrome) or use of glucocorticoids, lymphosarcoma, immunosuppressive drugs, and destruction of lymphoid tissue such as lymphangiectasis and lymphadenitis.

Veterinary Technician: not specified

Attending Veterinarian: Dr. Mikaela Rabino

Date Reported: 04/06/2026

This report is solely for the received sample and serves as a diagnostic reference for veterinarians.