

Pet Doctors Veterinary Supplies and Services

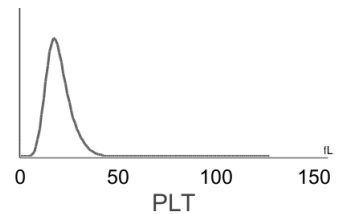
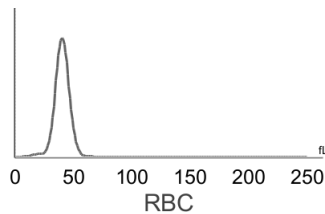
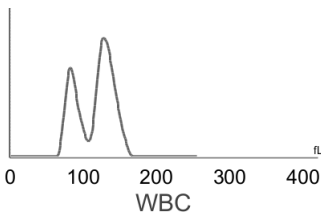
Blood Morphology Analysis Report

Pet Name: Isabella
 Gender: Female
 Sample ID: 260602001

Owner Name: Rachael Meneses
 Age: 10M
 Sample Type: Blood

Species: Feline
 Patient or Visit NO.:
 Time Tested: 02/06/2026 11:40:40

Test	Result	Unit	Reference Range	Low	Normal	High
1.WBC						
1-1WBC	10.90	10 ⁹ /L	3.26-19.00			
1-2Neu#	3.86	10 ⁹ /L	1.75-11.50			
1-3Nst#	0.23	10 ⁹ /L	0.00-1.00			
1-4Nsg#	3.63	10 ⁹ /L	2.10-11.00			
1-5Nsh#	0.00	10 ⁹ /L	0.00-0.50			
1-6Lym#	4.11	10 ⁹ /L	0.73-7.86			
1-7Mon#	0.13	10 ⁹ /L	0.07-1.79			
1-8Eos#	2.79	↑ 10 ⁹ /L	0.06-1.93			
1-9Bas#	0.01	10 ⁹ /L	0.00-0.15			
1-10Neu%	35.4	%	30.0-80.0			
1-11Nst/WBC%	2.1	%	0.0-12.0			
1-12Nsg%	33.3	↓ %	35.0-70.0			
1-13Nsh/WBC%	0.0	%	0.0-3.0			
1-14Lym%	37.7	%	7.0-50.0			
1-15Mon%	1.2	%	1.0-13.0			
1-16Eos%	25.6	↑ %	0.5-11.0			
1-17Bas%	0.1	%	0.0-1.5			
1-18Nst/Neu%	5.9	%	0.0-16.0			
1-19Nsh/Neu%	0.0	%	0.0-5.0			
2.RBC						
2-1RBC	8.55	10 ¹² /L	4.60-10.20			
2-2HGB	125	g/L	85-153			
2-3HCT	37.2	%	28.0-49.0			
2-4MCV	43.5	fL	35.0-58.0			
2-5MCH	14.6	pg	10.0-20.0			
2-6MCHC	350	g/L	250-430			
2-7RDW-CV	16.7	%	15.0-26.0			
2-8RDW-SD	26.3	fL	25.1-46.3			
2-9RET#	8.93	10 ⁹ /L	3.66-54.06			
2-10RET%	0.10	%	0.05-1.17			
2-11MCVr	46.7	fL	30.0-120.0			
2-12MCVr-CV	44.7	%	20.0-80.0			
2-13NRBC#	0.00	10 ⁹ /L	0.00-0.10			
2-14NRBC/WBC%	0.00	%	0.00-0.50			
2-15ETG#	0.00	10 ¹² /L	0.00-0.15			
2-16ETG%	0.00	%	0.00-3.00			
2-17SPH#	0.62	10 ⁹ /L	0.00-150.00			
2-18SPH%	0.01	%	0.00-3.00			
2-19AGG#	0.00	10 ⁹ /L	0.00-0.50			
3.PLT						
3-1PLT	425	10 ⁹ /L	100-518			
3-2MPV	12.8	fL	9.9-16.3			
3-3PCT	0.544	%	0.090-0.700			
3-4PDW-CV	59.2	%	40.0-75.0			
3-5PDW-SD	11.2	fL	7.0-31.5			
3-6LPLT#	117	10 ⁹ /L	0-285			
3-7P-LCR	27.6	%	9.0-55.0			



Hospital Tel: +639171533903
Hospital Add: McArthur Highway, San Miguel, Calasiao, Pangasinan



Pet Doctors Veterinary Supplies and Services

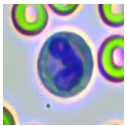
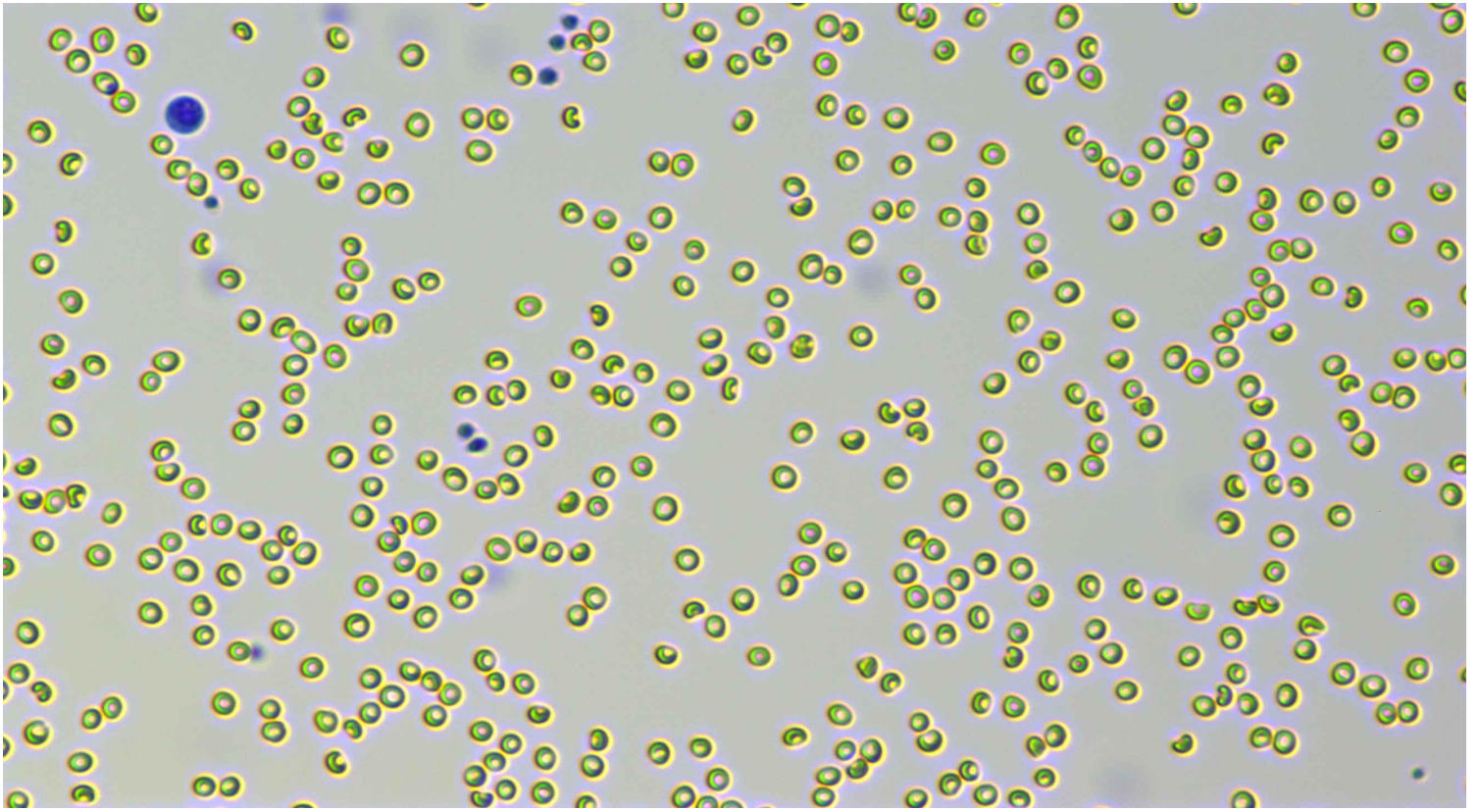
Blood Morphology Analysis Report

Pet Name: Isabella
 Gender: Female
 Sample ID: 260602001


Owner Name: Rachael Meneses
 Age: 10M
 Sample Type: Blood

Species: Feline
 Patient or Visit NO.:
 Time Tested: 02/06/2026 11:40:40

Distribution Chart



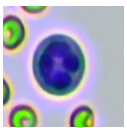
Neutrophil stab granulocytes




Count: 12.0

Concentration: $0.23 \times 10^9/L$

Percentage: 2.1 Nst#/WBC



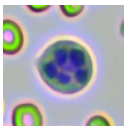
Neutrophil segmented granulocytes



Count: 204.0

Concentration: $3.63 \times 10^9/L$

Percentage: 33.3 Nsg#/WBC

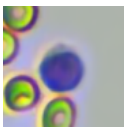


Hypersegmented neutrophils

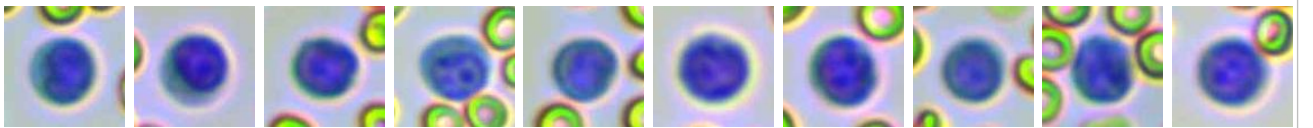
Count:

Concentration:

Percentage:




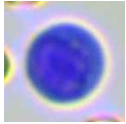
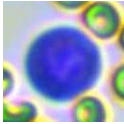
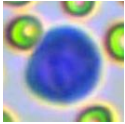
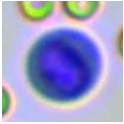

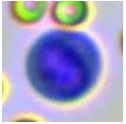
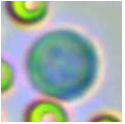
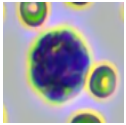
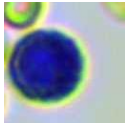
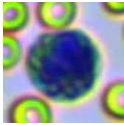
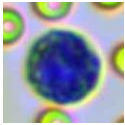
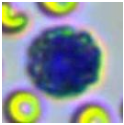
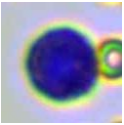
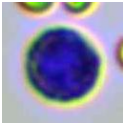
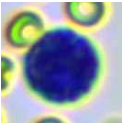
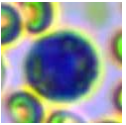
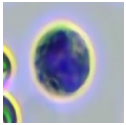






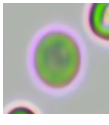











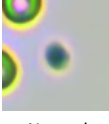







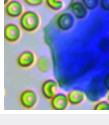
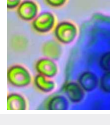

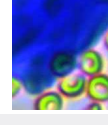
Lymphocytes



Count: 225.0

Concentration: $4.11 \times 10^9/L$

Percentage: 37.7 Lym#/WBC

									
Monocytes	Count: 7.0	Concentration: $0.13 \times 10^9/L$		Percentage: 1.2 Mon#/WBC					
									
Eosinophils	Count: 154.0	Concentration: $2.79 \times 10^9/L$		Percentage: 25.6 Eos#/WBC					
	Count:		Concentration:		Percentage:				
Basophils									
									
Normocyte	Count: 137097.0	Concentration: $8.55 \times 10^{12}/L$		Percentage: 100.0 Normocyte#/RBC		Reticulocytes	Count: 7.0	Concentration: $8.93 \times 10^9/L$	
								Percentage: 0.10 RET#/RBC	
	Count:		Concentration:		Percentage:				
Nucleated red blood cell									
	Count:		Concentration:		Percentage:				
Erythrocyte ghost									
									
Spherocytes	Count: 33.0	Concentration: $0.62 \times 10^9/L$		Percentage: 0.01 SPH#/RBC		Agglutinated erythrocytes	Count: Concentration: Percentage:		
									
Normal platelets	Count: 6207.0	Concentration: $425 \times 10^9/L$		Percentage: 72.4 NPLT#/PLT		Large platelet	Count: Concentration: Percentage:		
									
Aggregate platelets	Count: 4.0	Concentration: $0.00 \times 10^9/L$		Percentage:					

Clinical Significance

Eos# **Elevated levels:** Suggesting parasitic infection; allergy; granulomatous inflammation; mastocytoma; eosinophilic leukemia, etc.

Veterinary Technician: not specified

Attending Veterinarian: Dr. Ricardo Valdez

Date Reported: 02/06/2026

This report is solely for the received sample and serves as a diagnostic reference for veterinarians.