

Pet Doctors Veterinary Supplies and Services

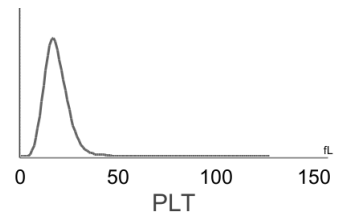
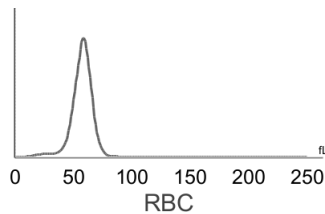
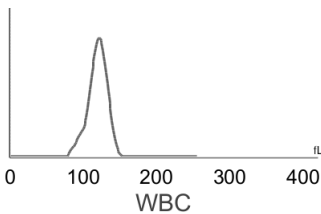
Blood Morphology Analysis Report

Pet Name: Pepper
 Gender: Male
 Sample ID: 260601002

Owner Name: Jessa De Vera
 Age: 3Y
 Sample Type: Blood

Species: Canine
 Patient or Visit NO.:
 Time Tested: 01/06/2026 11:07:25

Test	Result	Unit	Reference Range	Low	Normal	High
1.WBC						
1-1WBC	14.99	10 ⁹ /L	6.00-17.00			
1-2Neu#	10.27	10 ⁹ /L	3.62-12.30			
1-3Nst#	0.02	10 ⁹ /L	0.00-1.00			
1-4Nsg#	10.25	10 ⁹ /L	2.30-11.50			
1-5Nsh#	0.00	10 ⁹ /L	0.00-3.50			
1-6Lym#	2.34	10 ⁹ /L	0.83-4.91			
1-7Mon#	0.93	10 ⁹ /L	0.14-1.97			
1-8Eos#	1.42	10 ⁹ /L	0.04-1.62			
1-9Bas#	0.03	10 ⁹ /L	0.00-0.12			
1-10Neu%	68.5	%	50.0-81.0			
1-11Nst/WBC%	0.1	%	0.0-10.0			
1-12Nsg%	68.4	%	48.0-70.0			
1-13Nsh/WBC%	0.0	%	0.0-15.5			
1-14Lym%	15.6	%	12.0-33.0			
1-15Mon%	6.2	%	2.0-13.0			
1-16Eos%	9.5	%	0.5-10.0			
1-17Bas%	0.2	%	0.0-1.3			
1-18Nst/Neu%	0.2	%	0.0-22.0			
1-19Nsh/Neu%	0.0	%	0.0-20.0			
2.RBC						
2-1RBC	8.13	10 ¹² /L	5.10-8.50			
2-2HGB	182	g/L	110-190			
2-3HCT	54.6	%	35.0-58.0			
2-4MCV	67.1	fL	55.0-83.0			
2-5MCH	22.4	pg	18.0-31.0			
2-6MCHC	342	g/L	260-430			
2-7RDW-CV	14.3	%	11.2-21.3			
2-8RDW-SD	35.4	fL	31.2-51.7			
2-9RET#	5.22	10 ⁹ /L	3.00-45.00			
2-10RET%	0.06	%	0.00-1.00			
2-11MCVr	45.8	fL	30.0-120.0			
2-12MCVr-CV	47.9	%	20.0-80.0			
2-13NRBC#	0.00	10 ⁹ /L	0.00-0.10			
2-14NRBC/WBC%	0.00	%	0.00-0.50			
2-15ETG#	0.00	10 ¹² /L	0.00-0.10			
2-16ETG%	0.02	%	0.00-3.00			
2-17SPH#	11.09	10 ⁹ /L	0.00-150.00			
2-18SPH%	0.14	%	0.00-2.00			
2-19AGG#	0.00	10 ⁹ /L	0.00-0.50			
3.PLT						
3-1PLT	210	10 ⁹ /L	117-490			
3-2MPV	10.3	fL	8.4-14.1			
3-3PCT	0.217	%	0.090-0.580			
3-4PDW-CV	61.7	%	30.0-80.0			
3-5PDW-SD	11.1	fL	5.0-20.0			
3-6LPLT#	71	10 ⁹ /L	0-285			
3-7P-LCR	33.9	%	9.0-50.0			



Hospital Tel: +639171533903
Hospital Add: McArthur Highway, San Miguel, Calasiao, Pangasinan



Pet Doctors Veterinary Supplies and Services

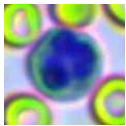
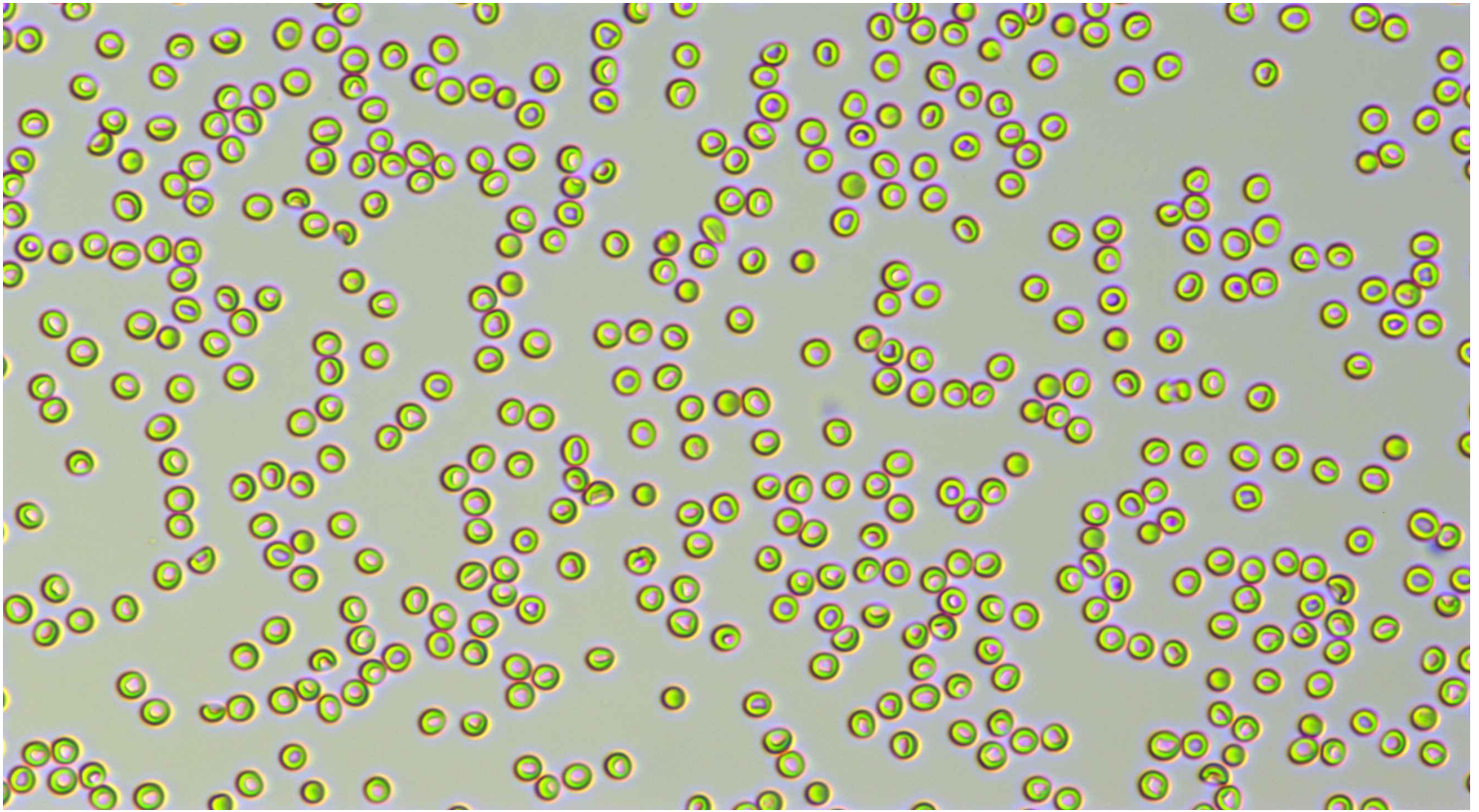
Blood Morphology Analysis Report

Pet Name: Pepper
 Gender: Male
 Sample ID: 260601002

Owner Name: Jessa De Vera
 Age: 3Y
 Sample Type: Blood

Species: Canine
 Patient or Visit NO.:
 Time Tested: 01/06/2026 11:07:25

Distribution Chart


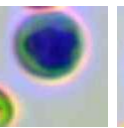
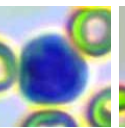
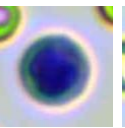
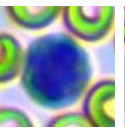
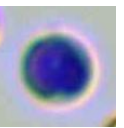
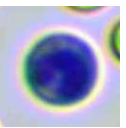
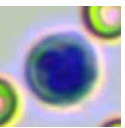
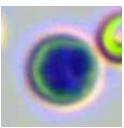
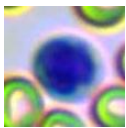


Neutrophil stab granulocytes

Count: 1.0

Concentration: $0.02 \times 10^9/L$

Percentage: 0.1 Nst#/WBC



Neutrophil segmented granulocytes

Count: 532.0

Concentration: $10.25 \times 10^9/L$

Percentage: 68.4 Nsg#/WBC



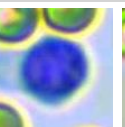


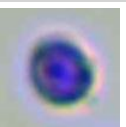


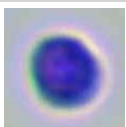



Hypersegmented neutrophils

Count:

Concentration:

Percentage:



Lymphocytes

Count: 125.0

Concentration: $2.34 \times 10^9/L$


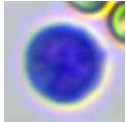
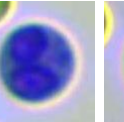


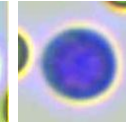
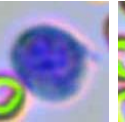
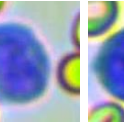


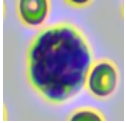
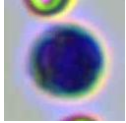
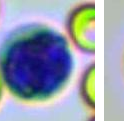
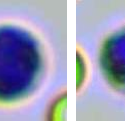
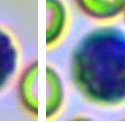
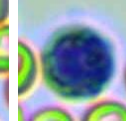
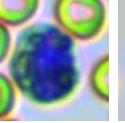
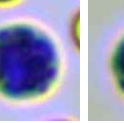


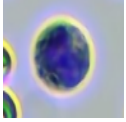






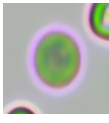
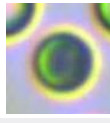
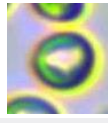

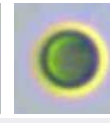






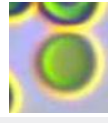








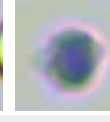




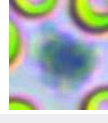


Percentage: 15.6 Lym#/WBC



Hospital Tel: +639171533903

Hospital Add: McArthur Highway, San Miguel, Calasiao, Pangasinan



											
Monocytes	Count: 47.0	Concentration: $0.93 \times 10^9/L$				Percentage: 6.2 Mon#/WBC					
											
Eosinophils	Count: 75.0	Concentration: $1.42 \times 10^9/L$				Percentage: 9.5 Eos#/WBC					
	Count:	Concentration:				Percentage:					
Basophils											
											
Normocyte	Count: 136433.0	Concentration: $8.13 \times 10^{12}/L$		Percentage: 99.8 Normocyte#/RBC		Reticulocytes	Count: 8.0	Concentration: $5.22 \times 10^9/L$		Percentage: 0.06 RET#/RBC	
	Count:	Concentration:		Percentage:			Count:	Concentration:		Percentage:	
Nucleated red blood cell						Erythrocyte ghost					
							Count:	Concentration:		Percentage:	
Spherocytes	Count: 609.0	Concentration: $11.09 \times 10^9/L$		Percentage: 0.14 SPH#/RBC		Agglutinated erythrocytes					
							Count:	Concentration:		Percentage:	
Normal platelets	Count: 2922.0	Concentration: $210 \times 10^9/L$		Percentage: 66.1 NPLT#/PLT		Large platelet					
						Count:	Concentration:		Percentage:		
Aggregate platelets	Count: 8.0	Concentration: $0.00 \times 10^9/L$		Percentage:							

Veterinary Technician: not specified

Attending Veterinarian: Dr. Mikaela Rabino

Date Reported: 01/06/2026

This report is solely for the received sample and serves as a diagnostic reference for veterinarians.