

Pet Doctors Veterinary Supplies and Services

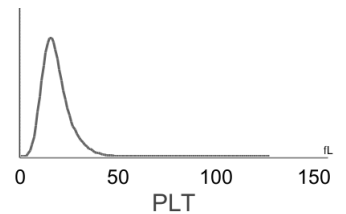
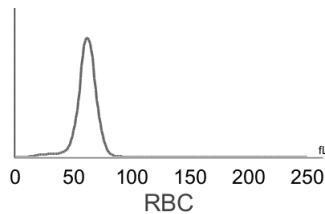
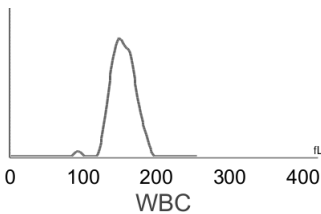

Blood Morphology Analysis Report

Pet Name: Mowgli
 Gender: Male
 Sample ID: 260531003

Owner Name:
 Age: 12Y
 Sample Type: Blood

Species: Canine
 Patient or Visit NO.:
 Time Tested: 31/05/2026 11:32:36

Test	Result		Unit	Reference Range	Low	Normal	High
1.WBC							
1-1WBC	19.96	↑	10 ⁹ /L	6.00-17.00			
1-2Neu#	14.35	↑	10 ⁹ /L	3.62-12.30			
1-3Nst#	0.00		10 ⁹ /L	0.00-1.00			
1-4Nsg#	14.35	↑	10 ⁹ /L	2.30-11.50			
1-5Nsh#	0.00		10 ⁹ /L	0.00-3.50			
1-6Lym#	1.36		10 ⁹ /L	0.83-4.91			
1-7Mon#	3.89	↑	10 ⁹ /L	0.14-1.97			
1-8Eos#	0.34		10 ⁹ /L	0.04-1.62			
1-9Bas#	0.02		10 ⁹ /L	0.00-0.12			
1-10Neu%	71.9		%	50.0-81.0			
1-11Nst/WBC%	0.0		%	0.0-10.0			
1-12Nsg%	71.9	↑	%	48.0-70.0			
1-13Nsh/WBC%	0.0		%	0.0-15.5			
1-14Lym%	6.8	↓	%	12.0-33.0			
1-15Mon%	19.5	↑	%	2.0-13.0			
1-16Eos%	1.7		%	0.5-10.0			
1-17Bas%	0.1		%	0.0-1.3			
1-18Nst/Neu%	0.0		%	0.0-22.0			
1-19Nsh/Neu%	0.0		%	0.0-20.0			
2.RBC							
2-1RBC	5.70		10 ¹² /L	5.10-8.50			
2-2HGB	135		g/L	110-190			
2-3HCT	41.1		%	35.0-58.0			
2-4MCV	72.1		fL	55.0-83.0			
2-5MCH	23.7		pg	18.0-31.0			
2-6MCHC	340		g/L	260-430			
2-7RDW-CV	13.3		%	11.2-21.3			
2-8RDW-SD	35.1		fL	31.2-51.7			
2-9RET#	8.39		10 ⁹ /L	3.00-45.00			
2-10RET%	0.15		%	0.00-1.00			
2-11MCVr	46.4		fL	30.0-120.0			
2-12MCVr-CV	48.6		%	20.0-80.0			
2-13NRBC#	0.00		10 ⁹ /L	0.00-0.10			
2-14NRBC/WBC%	0.00		%	0.00-0.50			
2-15ETG#	0.00		10 ¹² /L	0.00-0.10			
2-16ETG%	0.01		%	0.00-3.00			
2-17SPH#	2.35		10 ⁹ /L	0.00-150.00			
2-18SPH%	0.04		%	0.00-2.00			
2-19AGG#	0.00		10 ⁹ /L	0.00-0.50			
3.PLT							
3-1PLT	398		10 ⁹ /L	117-490			
3-2MPV	10.2		fL	8.4-14.1			
3-3PCT	0.405		%	0.090-0.580			
3-4PDW-CV	68.4		%	30.0-80.0			
3-5PDW-SD	11.7		fL	5.0-20.0			
3-6LPLT#	132		10 ⁹ /L	0-285			
3-7P-LCR	33.2		%	9.0-50.0			



Hospital Tel: +639171533903
Hospital Add: McArthur Highway, San Miguel, Calasiao, Pangasinan



Pet Doctors Veterinary Supplies and Services

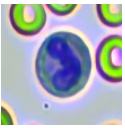
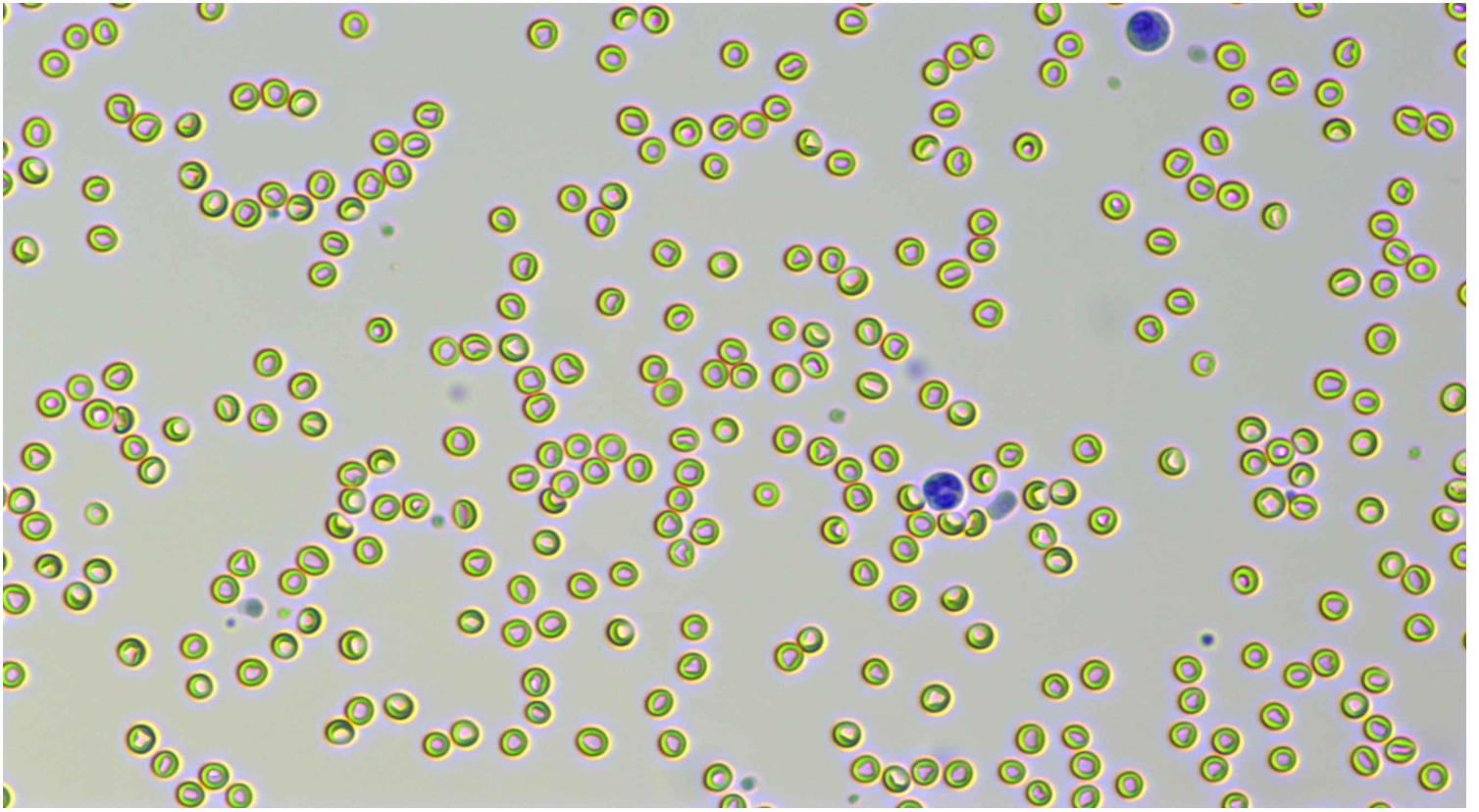
Blood Morphology Analysis Report

Pet Name: Mowgli
 Gender: Male
 Sample ID: 260531003

Owner Name:
 Age: 12Y
 Sample Type: Blood

Species: Canine
 Patient or Visit NO.:
 Time Tested: 31/05/2026 11:32:36

Distribution Chart

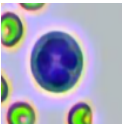


Neutrophil stab granulocytes

Count:

Concentration:

Percentage:



Neutrophil segmented granulocytes

Count: 749.0

Concentration: $14.35 \times 10^9/L$

Percentage: 71.9 Nsg#/WBC



Hypersegmented neutrophils

Count:

Concentration:

Percentage:


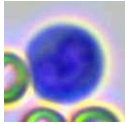
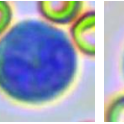

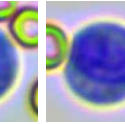
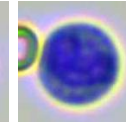
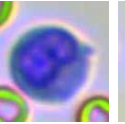
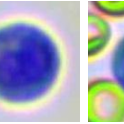
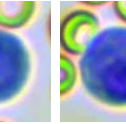

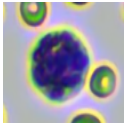
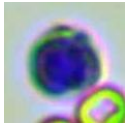

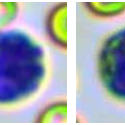

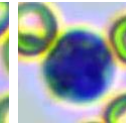
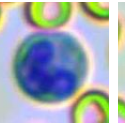



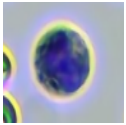






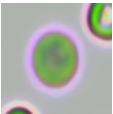

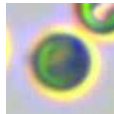
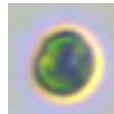

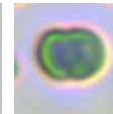

















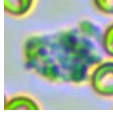
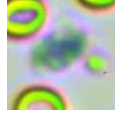
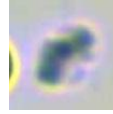
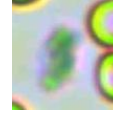
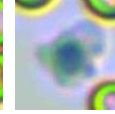


Lymphocytes

Count: 71.0

Concentration: $1.36 \times 10^9/L$

Percentage: 6.8 Lym#/WBC

											
Monocytes	Count: 203.0	Concentration: $3.89 \times 10^9/L$				Percentage: 19.5 Mon#/WBC					
											
Eosinophils	Count: 17.0	Concentration: $0.34 \times 10^9/L$				Percentage: 1.7 Eos#/WBC					
	Count:	Concentration:				Percentage:					
Basophils											
											
Normocyte	Count: 96196.0	Concentration: $5.70 \times 10^{12}/L$		Percentage: 99.9 Normocyte#/RBC		Reticulocytes	Count: 15.0	Concentration: $8.39 \times 10^9/L$		Percentage: 0.15 RET#/RBC	
	Count:	Concentration:		Percentage:			Count:	Concentration:		Percentage:	
Nucleated red blood cell						Erythrocyte ghost					
							Count:	Concentration:		Percentage:	
Spherocytes	Count: 133.0	Concentration: $2.35 \times 10^9/L$		Percentage: 0.04 SPH#/RBC		Agglutinated erythrocytes					
							Count:	Concentration:		Percentage:	
Normal platelets	Count: 6564.0	Concentration: $398 \times 10^9/L$		Percentage: 66.8 NPLT#/PLT		Large platelet					
							Count: 12.0	Concentration: $0.00 \times 10^9/L$		Percentage:	
Aggregate platelets											

Clinical Significance

Neu#	Elevated levels: It is suggested that various acute infections, inflammations, stress reactions, some hematological diseases, toxic diseases, etc.
Nsg#	Elevated levels: It is suggested that various acute infections, inflammations, stress reactions, some hematological diseases, toxic diseases, etc.
Mon#	Elevated levels: It is suggested that chronic infectious diseases, some bacterial and viral infections, diseases with granulomatous reaction, protozoal diseases, convalescence of diseases, use of adrenocorticotrophic hormone and glucocorticoid drugs, etc.

Veterinary Technician: not specified

Attending Veterinarian: Dr. Mikaela Rabino

Date Reported: 31/05/2026

This report is solely for the received sample and serves as a diagnostic reference for veterinarians.



Hospital Tel: +639171533903

Hospital Add: McArthur Highway, San Miguel, Calasiao, Pangasinan

