

Pet Doctors Veterinary Supplies and Services

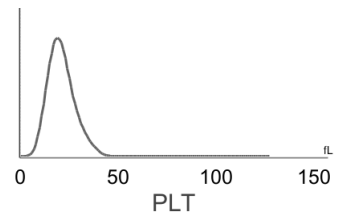
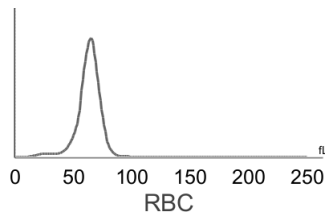
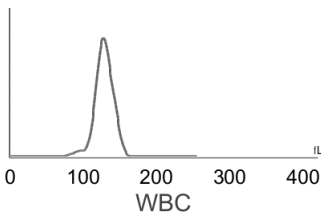

Blood Morphology Analysis Report

Pet Name: Siri
 Gender: Female
 Sample ID: 260531001

Owner Name: Korina Solis
 Age: 8Y
 Sample Type: Blood

Species: Canine
 Patient or Visit NO.:
 Time Tested: 31/05/2026 10:25:41

Test	Result		Unit	Reference Range	Low	Normal	High
1.WBC							
1-1WBC	26.12	↑	10 ⁹ /L	6.00-17.00			
1-2Neu#	21.15	↑	10 ⁹ /L	3.62-12.30			
1-3Nst#	0.02		10 ⁹ /L	0.00-1.00			
1-4Nsg#	21.13	↑	10 ⁹ /L	2.30-11.50			
1-5Nsh#	0.00		10 ⁹ /L	0.00-3.50			
1-6Lym#	2.46		10 ⁹ /L	0.83-4.91			
1-7Mon#	1.57		10 ⁹ /L	0.14-1.97			
1-8Eos#	0.91		10 ⁹ /L	0.04-1.62			
1-9Bas#	0.03		10 ⁹ /L	0.00-0.12			
1-10Neu%	81.0		%	50.0-81.0			
1-11Nst/WBC%	0.1		%	0.0-10.0			
1-12Nsg%	80.9	↑	%	48.0-70.0			
1-13Nsh/WBC%	0.0		%	0.0-15.5			
1-14Lym%	9.4	↓	%	12.0-33.0			
1-15Mon%	6.0		%	2.0-13.0			
1-16Eos%	3.5		%	0.5-10.0			
1-17Bas%	0.1		%	0.0-1.3			
1-18Nst/Neu%	0.1		%	0.0-22.0			
1-19Nsh/Neu%	0.0		%	0.0-20.0			
2.RBC							
2-1RBC	5.14		10 ¹² /L	5.10-8.50			
2-2HGB	126		g/L	110-190			
2-3HCT	38.4		%	35.0-58.0			
2-4MCV	74.8		fL	55.0-83.0			
2-5MCH	24.6		pg	18.0-31.0			
2-6MCHC	340		g/L	260-430			
2-7RDW-CV	13.8		%	11.2-21.3			
2-8RDW-SD	37.7		fL	31.2-51.7			
2-9RET#	8.72		10 ⁹ /L	3.00-45.00			
2-10RET%	0.17		%	0.00-1.00			
2-11MCVr	49.1		fL	30.0-120.0			
2-12MCVr-CV	43.3		%	20.0-80.0			
2-13NRBC#	0.00		10 ⁹ /L	0.00-0.10			
2-14NRBC/WBC%	0.00		%	0.00-0.50			
2-15ETG#	0.00		10 ¹² /L	0.00-0.10			
2-16ETG%	0.01		%	0.00-3.00			
2-17SPH#	3.57		10 ⁹ /L	0.00-150.00			
2-18SPH%	0.07		%	0.00-2.00			
2-19AGG#	0.00		10 ⁹ /L	0.00-0.50			
3.PLT							
3-1PLT	299		10 ⁹ /L	117-490			
3-2MPV	11.6		fL	8.4-14.1			
3-3PCT	0.346		%	0.090-0.580			
3-4PDW-CV	64.5		%	30.0-80.0			
3-5PDW-SD	13.3		fL	5.0-20.0			
3-6LPLT#	112		10 ⁹ /L	0-285			
3-7P-LCR	37.5		%	9.0-50.0			



Hospital Tel: +639171533903
Hospital Add: McArthur Highway, San Miguel, Calasiao, Pangasinan



Pet Doctors Veterinary Supplies and Services

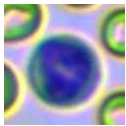
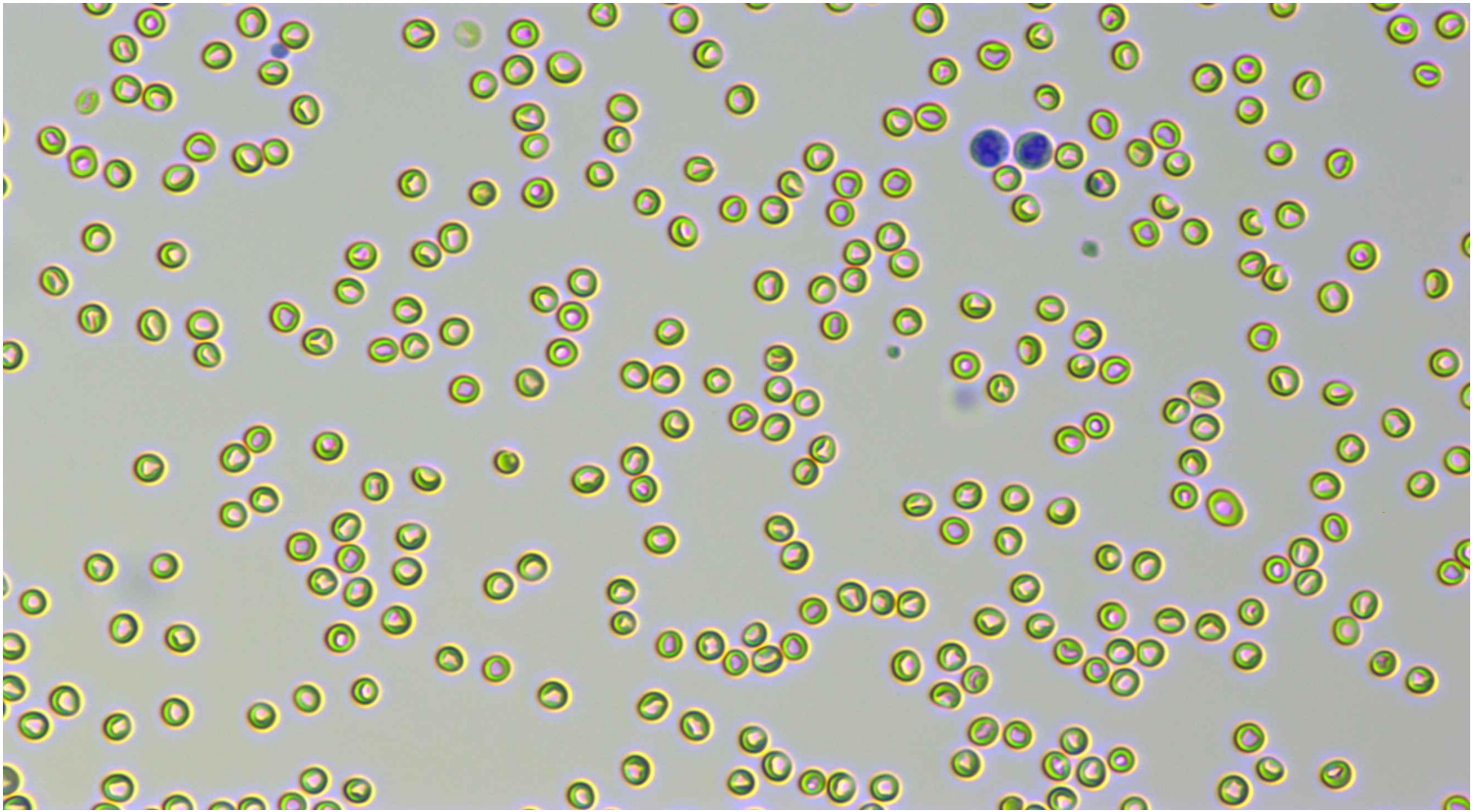
Blood Morphology Analysis Report

Pet Name: Siri
 Gender: Female
 Sample ID: 260531001

Owner Name: Korina Solis
 Age: 8Y
 Sample Type: Blood

Species: Canine
 Patient or Visit NO.:
 Time Tested: 31/05/2026 10:25:41

Distribution Chart

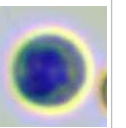
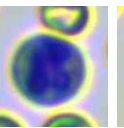

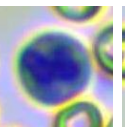
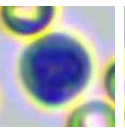
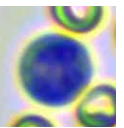
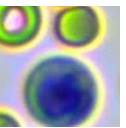
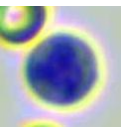
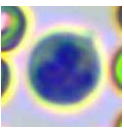
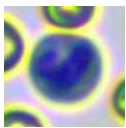


Neutrophil stab granulocytes

Count: 1.0

Concentration: $0.02 \times 10^9/L$

Percentage: 0.1 Nst#/WBC



Neutrophil segmented granulocytes

Count: 1099.0

Concentration: $21.13 \times 10^9/L$

Percentage: 80.9 Nsg#/WBC


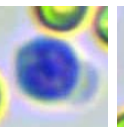
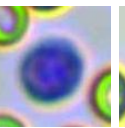



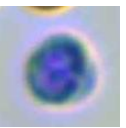
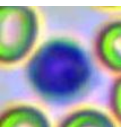
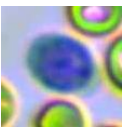
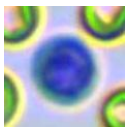


Hypersegmented neutrophils

Count:

Concentration:

Percentage:


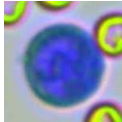
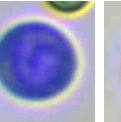
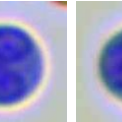
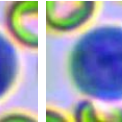

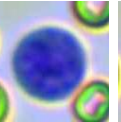
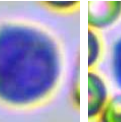



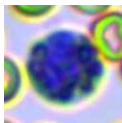
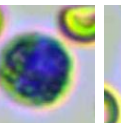
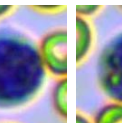
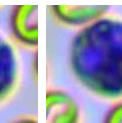
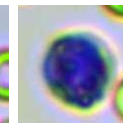
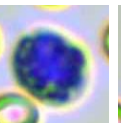
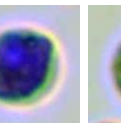









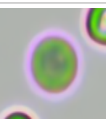


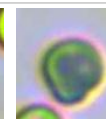
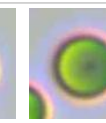








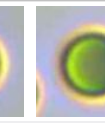


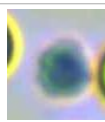








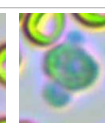




Lymphocytes

Count: 124.0

Concentration: $2.46 \times 10^9/L$

Percentage: 9.4 Lym#/WBC

											
Monocytes	Count: 84.0	Concentration: $1.57 \times 10^9/L$				Percentage: 6.0 Mon#/WBC					
											
Eosinophils	Count: 46.0	Concentration: $0.91 \times 10^9/L$				Percentage: 3.5 Eos#/WBC					
	Count:	Concentration:				Percentage:					
Basophils											
											
Normocyte	Count: 86481.0	Concentration: $5.14 \times 10^{12}/L$		Percentage: 99.9 Normocyte#/RBC		Reticulocytes	Count: 8.0	Concentration: $8.72 \times 10^9/L$		Percentage: 0.17 RET#/RBC	
	Count:	Concentration:		Percentage:			Count:	Concentration:		Percentage:	
Nucleated red blood cell						Erythrocyte ghost					
							Count:	Concentration:		Percentage:	
Spherocytes	Count: 218.0	Concentration: $3.57 \times 10^9/L$		Percentage: 0.07 SPH#/RBC		Agglutinated erythrocytes					
							Count:	Concentration:		Percentage:	
Normal platelets	Count: 4657.0	Concentration: $299 \times 10^9/L$		Percentage: 62.5 NPLT#/PLT		Large platelet					
							Count: 10.0	Concentration: $0.00 \times 10^9/L$		Percentage:	
Aggregate platelets											

Clinical Significance

Neu# **Elevated levels:** It is suggested that various acute infections, inflammations, stress reactions, some hematological diseases, toxic diseases, etc.
 Nsg# **Elevated levels:** It is suggested that various acute infections, inflammations, stress reactions, some hematological diseases, toxic diseases, etc.

Veterinary Technician: not specified
 Attending Veterinarian: Dr. Mikaela Rabino

Date Reported: 31/05/2026

This report is solely for the received sample and serves as a diagnostic reference for veterinarians.