

Pet Doctors Veterinary Supplies and Services

Blood Morphology Analysis Report

Pet Name: Taurus

Owner Name: Precy Tamayo

Species: Canine

Gender: Male

Age: 6Y

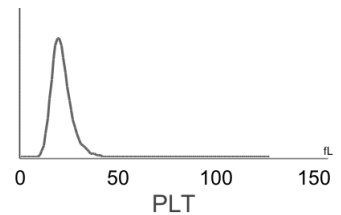
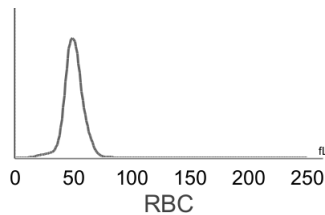
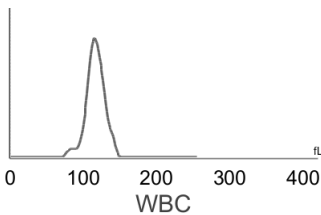
Patient or Visit NO.:

Sample ID: 260429004

Sample Type: Blood

Time Tested: 29/04/2026 15:00:03

Test	Result	Unit	Reference Range	Low	Normal	High
1.WBC						
1-1WBC	10.48	10 ⁹ /L	6.00-17.00			
1-2Neu#	8.58	10 ⁹ /L	3.62-12.30			
1-3Nst#	0.04	10 ⁹ /L	0.00-1.00			
1-4Nsg#	8.54	10 ⁹ /L	2.30-11.50			
1-5Nsh#	0.00	10 ⁹ /L	0.00-3.50			
1-6Lym#	1.13	10 ⁹ /L	0.83-4.91			
1-7Mon#	0.47	10 ⁹ /L	0.14-1.97			
1-8Eos#	0.29	10 ⁹ /L	0.04-1.62			
1-9Bas#	0.01	10 ⁹ /L	0.00-0.12			
1-10Neu%	81.8	↑ %	50.0-81.0			
1-11Nst/WBC%	0.4	%	0.0-10.0			
1-12Nsg%	81.4	↑ %	48.0-70.0			
1-13Nsh/WBC%	0.0	%	0.0-15.5			
1-14Lym%	10.8	↓ %	12.0-33.0			
1-15Mon%	4.5	%	2.0-13.0			
1-16Eos%	2.8	%	0.5-10.0			
1-17Bas%	0.1	%	0.0-1.3			
1-18Nst/Neu%	0.5	%	0.0-22.0			
1-19Nsh/Neu%	0.0	%	0.0-20.0			
2.RBC						
2-1RBC	7.44	10 ¹² /L	5.10-8.50			
2-2HGB	143	g/L	110-190			
2-3HCT	42.1	%	35.0-58.0			
2-4MCV	56.5	fL	55.0-83.0			
2-5MCH	19.3	pg	18.0-31.0			
2-6MCHC	341	g/L	260-430			
2-7RDW-CV	16.6	%	11.2-21.3			
2-8RDW-SD	35.7	fL	31.2-51.7			
2-9RET#	12.35	10 ⁹ /L	3.00-45.00			
2-10RET%	0.17	%	0.00-1.00			
2-11MCVr	40.1	fL	30.0-120.0			
2-12MCVr-CV	46.5	%	20.0-80.0			
2-13NRBC#	0.00	10 ⁹ /L	0.00-0.10			
2-14NRBC/WBC%	0.00	%	0.00-0.50			
2-15ETG#	0.00	10 ¹² /L	0.00-0.10			
2-16ETG%	0.01	%	0.00-3.00			
2-17SPH#	47.73	10 ⁹ /L	0.00-150.00			
2-18SPH%	0.64	%	0.00-2.00			
2-19AGG#	0.00	10 ⁹ /L	0.00-0.50			
3.PLT						
3-1PLT	113	↓ 10 ⁹ /L	117-490			
3-2MPV	11.6	fL	8.4-14.1			
3-3PCT	0.131	%	0.090-0.580			
3-4PDW-CV	41.5	%	30.0-80.0			
3-5PDW-SD	8.5	fL	5.0-20.0			
3-6LPLT#	37	10 ⁹ /L	0-285			
3-7P-LCR	33.0	%	9.0-50.0			



Hospital Tel: +639171533903

Hospital Add: McArthur Highway, San Miguel, Calasiao, Pangasinan



Pet Doctors Veterinary Supplies and Services

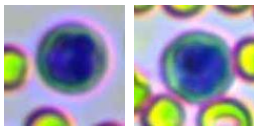
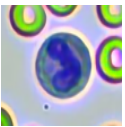
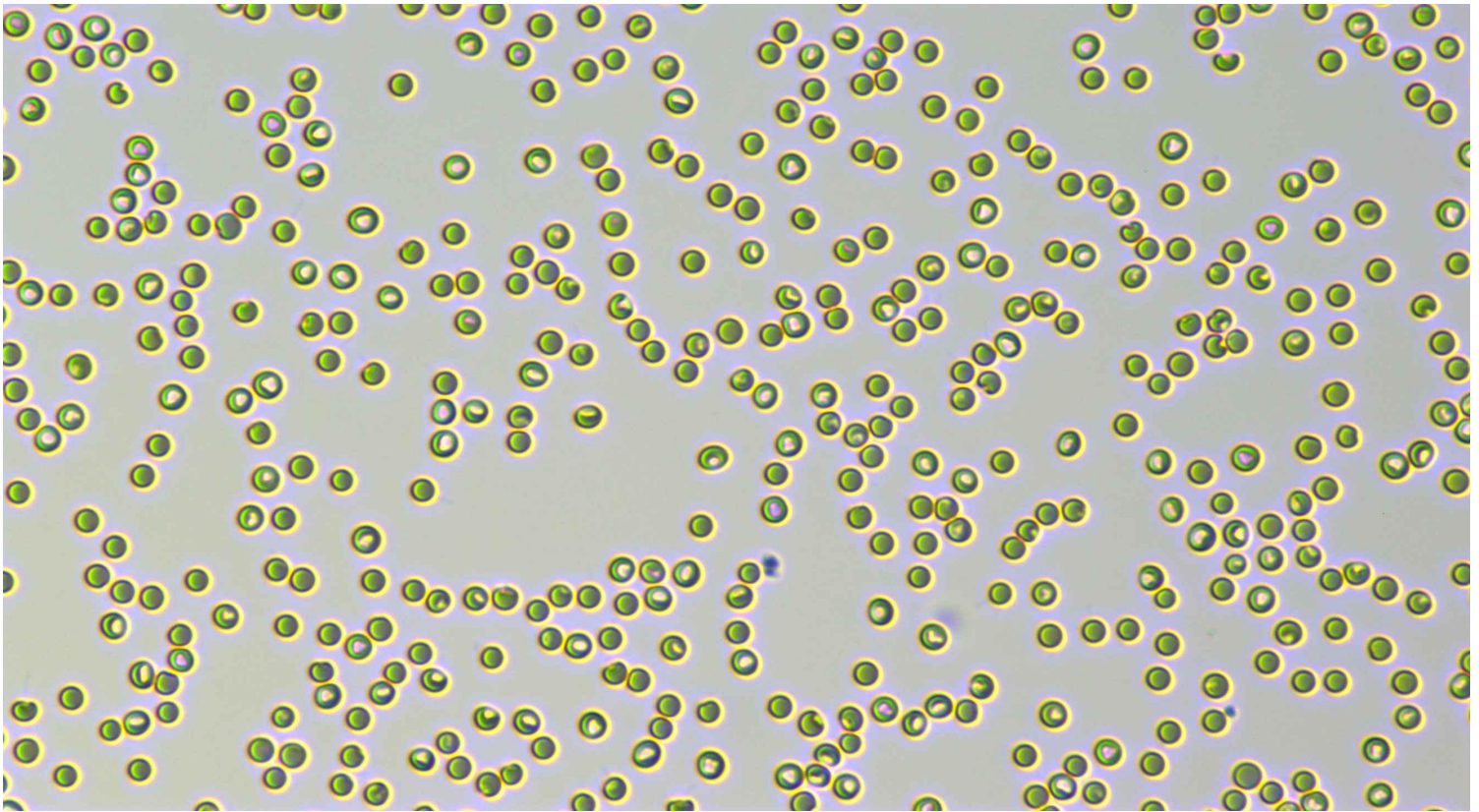
Blood Morphology Analysis Report

Pet Name: Taurus
 Gender: Male
 Sample ID: 260429004

Owner Name: Precy Tamayo
 Age: 6Y
 Sample Type: Blood

Species: Canine
 Patient or Visit NO.:
 Time Tested: 29/04/2026 15:00:03

Distribution Chart




Neutrophil stab granulocytes

Count: 2.0

Concentration: $0.04 \times 10^9/L$

Percentage: 0.4 Nst#/WBC

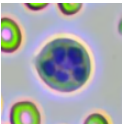


Neutrophil segmented granulocytes

Count: 447.0

Concentration: $8.54 \times 10^9/L$

Percentage: 81.4 Nsg#/WBC




Hypersegmented neutrophils

Count:

Concentration:

Percentage:


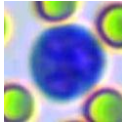
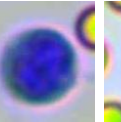



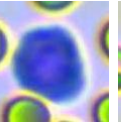
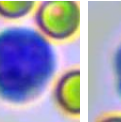



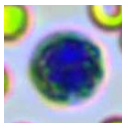
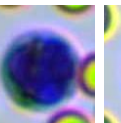
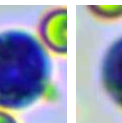
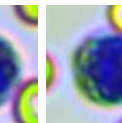
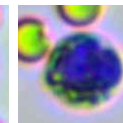
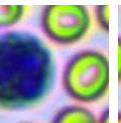
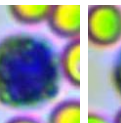









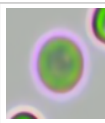

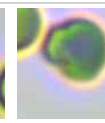




























Lymphocytes

Count: 59.0

Concentration: $1.13 \times 10^9/L$

Percentage: 10.8 Lym#/WBC

																							
Monocytes	Count: 24.0	Concentration: $0.47 \times 10^9/L$				Percentage: 4.5 Mon#/WBC																	
																							
Eosinophils	Count: 15.0	Concentration: $0.29 \times 10^9/L$				Percentage: 2.8 Eos#/WBC																	
	Count:				Concentration:				Percentage:														
Basophils																							
																							
Normocyte	Count: 124662.0	Concentration: $7.44 \times 10^{12}/L$		Percentage: 99.3 Normocyte#/RBC		Reticulocytes	Count: 100.0	Concentration: $12.35 \times 10^9/L$		Percentage: 0.17 RET#/RBC													
	Count:				Concentration:				Percentage:														
Nucleated red blood cell																							
	Count:				Concentration:				Percentage:														
Erythrocyte ghost																							
							Count:					Concentration:					Percentage:						
Spherocytes	Count: 770.0	Concentration: $47.73 \times 10^9/L$		Percentage: 0.64 SPH#/RBC		Agglutinated erythrocytes																	
							Count:					Concentration:					Percentage:						
Normal platelets	Count: 1583.0	Concentration: $113 \times 10^9/L$		Percentage: 67.0 NPLT#/PLT		Large platelet																	
						Count: 69.0						Concentration: $0.00 \times 10^9/L$						Percentage:					
Aggregate platelets	Count: 69.0						Concentration: $0.00 \times 10^9/L$						Percentage:										

Clinical Significance

Decreased levels: It is common in sample agglutination, such as physiological agglutination in cats, poor anticoagulation after sampling and long-term storage; Accelerated platelet clearance due to various causes, such as primary immune-mediated thrombocytopenia and secondary immune-mediated thrombocytopenia due to autoimmune diseases, tumors, infectious diseases, canine distemper attenuated vaccination, protozoal infection, dirofilariasis, histoplasmosis, and immune complex vasculitis; It is occasionally seen in abnormal platelet production caused by drugs, infections, vaccines, and defective platelet production.

Veterinary Technician: not specified

Attending Veterinarian: Dr. Marian Grace Wanagen

Date Reported: 29/04/2026

This report is solely for the received sample and serves as a diagnostic reference for veterinarians.



Hospital Tel: +639171533903

Hospital Add: McArthur Highway, San Miguel, Calasiao, Pangasinan

