

# Pet Doctors Veterinary Supplies and Services

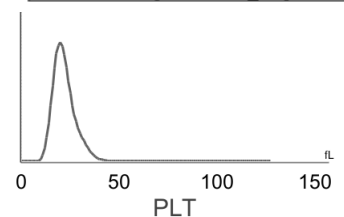
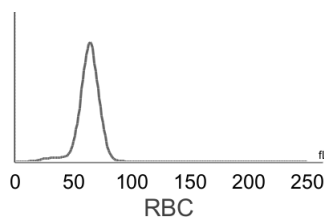
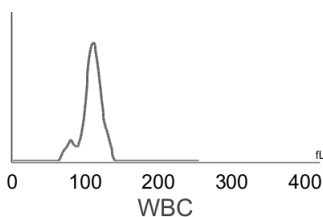
## Blood Morphology Analysis Report

Pet Name: Nori  
 Gender: Female (Neutered)  
 Sample ID: 260418005

Owner Name: Rich Espino  
 Age: 5Y  
 Sample Type: Blood

Species: Canine  
 Patient or Visit NO.:  
 Time Tested: 18/04/2026 10:57:20

Test	Result	Unit	Reference Range	Low	Normal	High
<b>1. WBC</b>						
1-1WBC	8.05	10 <sup>9</sup> /L	6.00-17.00			
1-2Neu#	5.37	10 <sup>9</sup> /L	3.62-12.30			
1-3Nst#	0.04	10 <sup>9</sup> /L	0.00-1.00			
1-4Nsg#	5.33	10 <sup>9</sup> /L	2.30-11.50			
1-5Nsh#	0.00	10 <sup>9</sup> /L	0.00-3.50			
1-6Lym#	1.45	10 <sup>9</sup> /L	0.83-4.91			
1-7Mon#	0.14	10 <sup>9</sup> /L	0.14-1.97			
1-8Eos#	1.07	10 <sup>9</sup> /L	0.04-1.62			
1-9Bas#	0.02	10 <sup>9</sup> /L	0.00-0.12			
1-10Neu%	66.8	%	50.0-81.0			
1-11Nst/WBC%	0.5	%	0.0-10.0			
1-12Nsg%	66.3	%	48.0-70.0			
1-13Nsh/WBC%	0.0	%	0.0-15.5			
1-14Lym%	18.0	%	12.0-33.0			
1-15Mon%	1.7	%	2.0-13.0			
1-16Eos%	13.3	%	0.5-10.0			
1-17Bas%	0.2	%	0.0-1.3			
1-18Nst/Neu%	0.7	%	0.0-22.0			
1-19Nsh/Neu%	0.0	%	0.0-20.0			
<b>2. RBC</b>						
2-1RBC	6.70	10 <sup>12</sup> /L	5.10-8.50			
2-2HGB	163	g/L	110-190			
2-3HCT	48.2	%	35.0-58.0			
2-4MCV	72.0	fL	55.0-83.0			
2-5MCH	24.3	pg	18.0-31.0			
2-6MCHC	337	g/L	260-430			
2-7RDW-CV	14.0	%	11.2-21.3			
2-8RDW-SD	38.2	fL	31.2-51.7			
2-9RET#	6.14	10 <sup>9</sup> /L	3.00-45.00			
2-10RET%	0.09	%	0.00-1.00			
2-11MCVr	41.3	fL	30.0-120.0			
2-12MCVr-CV	49.3	%	20.0-80.0			
2-13NRBC#	0.00	10 <sup>9</sup> /L	0.00-0.10			
2-14NRBC/WBC%	0.00	%	0.00-0.50			
2-15ETG#	0.00	10 <sup>12</sup> /L	0.00-0.10			
2-16ETG%	0.02	%	0.00-3.00			
2-17SPH#	1.07	10 <sup>9</sup> /L	0.00-150.00			
2-18SPH%	0.02	%	0.00-2.00			
2-19AGG#	0.00	10 <sup>9</sup> /L	0.00-0.50			
<b>3. PLT</b>						
3-1PLT	212	10 <sup>9</sup> /L	117-490			
3-2MPV	12.0	fL	8.4-14.1			
3-3PCT	0.254	%	0.090-0.580			
3-4PDW-CV	48.5	%	30.0-80.0			
3-5PDW-SD	10.3	fL	5.0-20.0			
3-6LPLT#	83	10 <sup>9</sup> /L	0-285			
3-7P-LCR	39.1	%	9.0-50.0			



**Hospital Tel: +639171533903**  
**Hospital Add: McArthur Highway, San Miguel, Calasiao, Pangasinan**



# Pet Doctors Veterinary Supplies and Services


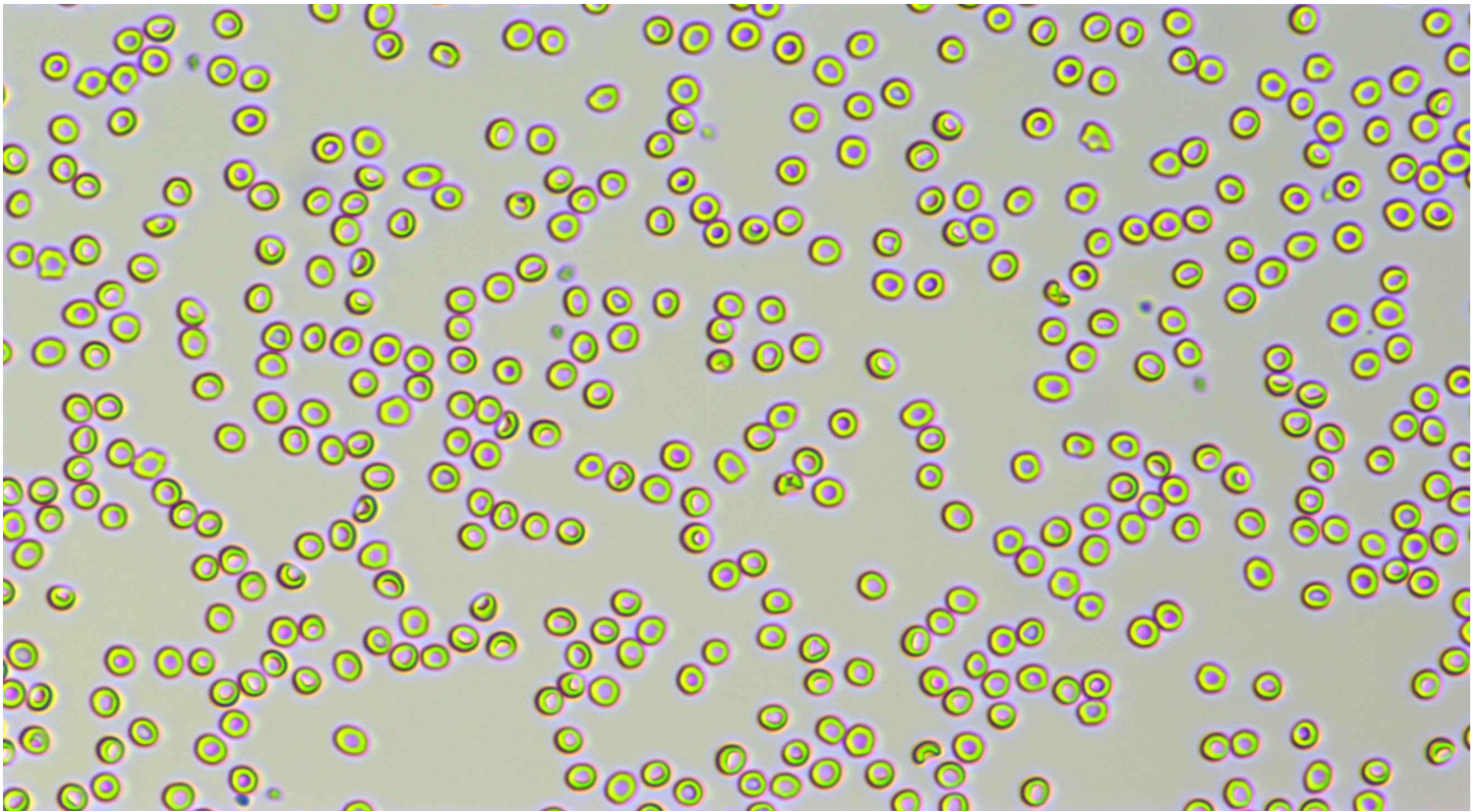
## Blood Morphology Analysis Report

Pet Name: Nori  
 Gender: Female (Neutered)  
 Sample ID: 260418005

Owner Name: Rich Espino  
 Age: 5Y  
 Sample Type: Blood

Species: Canine  
 Patient or Visit NO.:  
 Time Tested: 18/04/2026 10:57:20

### Distribution Chart




Neutrophil stab granulocytes

Count: 2.0

Concentration:  $0.04 \times 10^9/L$

Percentage: 0.5 Nst#/WBC

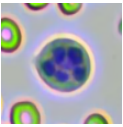


Neutrophil segmented granulocytes

Count: 286.0

Concentration:  $5.33 \times 10^9/L$

Percentage: 66.3 Nsg#/WBC

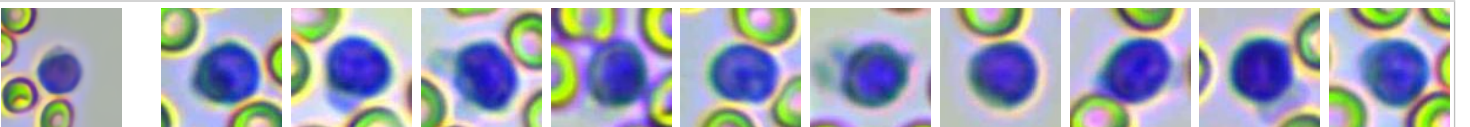


Hypersegmented neutrophils

Count:

Concentration:

Percentage:

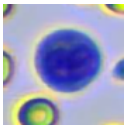

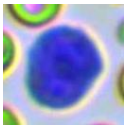
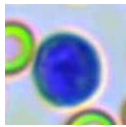
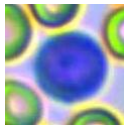
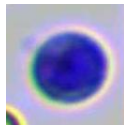

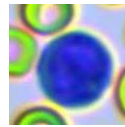
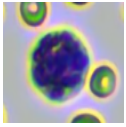
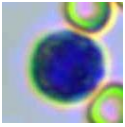
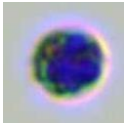

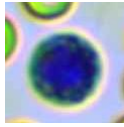
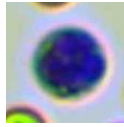
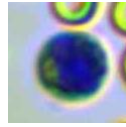
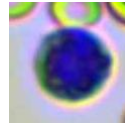
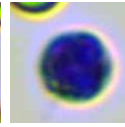
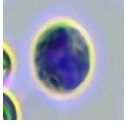






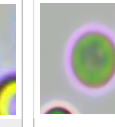

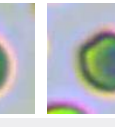
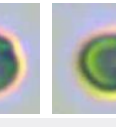


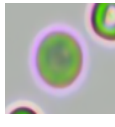

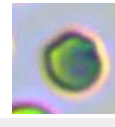
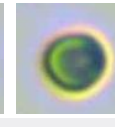
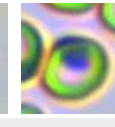
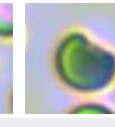















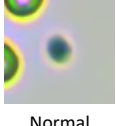
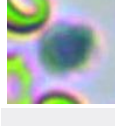

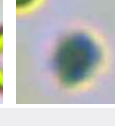













Lymphocytes

Count: 75.0

Concentration:  $1.45 \times 10^9/L$

Percentage: 18.0 Lym#/WBC

															
Monocytes	Count: 7.0	Concentration: $0.14 \times 10^9/L$				Percentage: 1.7 Mon#/WBC									
															
Eosinophils	Count: 56.0	Concentration: $1.07 \times 10^9/L$				Percentage: 13.3 Eos#/WBC									
	Count:							Concentration:		Percentage:					
Basophils															
															
Normocyte	Count: 113093.0	Concentration: $6.70 \times 10^{12}/L$			Percentage: 100.0 Normocyte#/RBC										
															
Reticulocytes	Count: 9.0	Concentration: $6.14 \times 10^9/L$			Percentage: 0.09 RET#/RBC										
	Count:										Concentration:		Percentage:		
Nucleated red blood cell															
	Count:										Concentration:		Percentage:		
Erythrocyte ghost															
															
Spherocytes	Count: 21.0	Concentration: $1.07 \times 10^9/L$			Percentage: 0.02 SPH#/RBC										
	Count:										Concentration:		Percentage:		
Agglutinated erythrocytes															
															
Normal platelets	Count: 2749.0	Concentration: $212 \times 10^9/L$			Percentage: 60.9 NPLT#/PLT										
	Count:										Concentration:		Percentage:		
Large platelet															
			Count:									Concentration:		Percentage:	
Aggregate platelets	Count: 2.0	Concentration: $0.00 \times 10^9/L$			Percentage:										

Veterinary Technician: Dr. Mikaela Rabino

Attending Veterinarian: Dr. Ricardo Valdez

Date Reported: 25/04/2026

**This report is solely for the received sample and serves as a diagnostic reference for veterinarians.**