

Pet Doctors Veterinary Supplies and Services

Blood Morphology Analysis Report

Pet Name: Tzuyu

Owner Name: Lorenz Garabiles

Species: Canine

Gender: Female

Age: 3Y

Patient or Visit NO.:

Sample ID: 260422004

Sample Type: Blood

Time Tested: 22/04/2026 17:37:04

Test	Result	Unit	Reference Range	Low	Normal	High
1.WBC						
1-1WBC	9.64	10 ⁹ /L	6.00-17.00			
1-2Neu#	6.46	10 ⁹ /L	3.62-12.30			
1-3Nst#	0.10	10 ⁹ /L	0.00-1.00			
1-4Nsg#	6.36	10 ⁹ /L	2.30-11.50			
1-5Nsh#	0.00	10 ⁹ /L	0.00-3.50			
1-6Lym#	1.81	10 ⁹ /L	0.83-4.91			
1-7Mon#	1.37	10 ⁹ /L	0.14-1.97			
1-8Eos#	0.00	↓ 10 ⁹ /L	0.04-1.62			
1-9Bas#	0.00	10 ⁹ /L	0.00-0.12			
1-10Neu%	67.0	%	50.0-81.0			
1-11Nst/WBC%	1.0	%	0.0-10.0			
1-12Nsg%	66.0	%	48.0-70.0			
1-13Nsh/WBC%	0.0	%	0.0-15.5			
1-14Lym%	18.8	%	12.0-33.0			
1-15Mon%	14.2	↑ %	2.0-13.0			
1-16Eos%	0.0	↓ %	0.5-10.0			
1-17Bas%	0.0	%	0.0-1.3			
1-18Nst/Neu%	1.5	%	0.0-22.0			
1-19Nsh/Neu%	0.0	%	0.0-20.0			
2.RBC						
2-1RBC	5.74	10 ¹² /L	5.10-8.50			
2-2HGB	120	g/L	110-190			
2-3HCT	35.5	%	35.0-58.0			
2-4MCV	61.8	fL	55.0-83.0			
2-5MCH	20.9	pg	18.0-31.0			
2-6MCHC	338	g/L	260-430			
2-7RDW-CV	20.7	%	11.2-21.3			
2-8RDW-SD	48.6	fL	31.2-51.7			
2-9RET#	8.89	10 ⁹ /L	3.00-45.00			
2-10RET%	0.15	%	0.00-1.00			
2-11MCVr	41.1	fL	30.0-120.0			
2-12MCVr-CV	48.1	%	20.0-80.0			
2-13NRBC#	0.00	10 ⁹ /L	0.00-0.10			
2-14NRBC/WBC%	0.00	%	0.00-0.50			
2-15ETG#	0.00	10 ¹² /L	0.00-0.10			
2-16ETG%	0.07	%	0.00-3.00			
2-17SPH#	43.91	10 ⁹ /L	0.00-150.00			
2-18SPH%	0.77	%	0.00-2.00			
2-19AGG#	0.00	10 ⁹ /L	0.00-0.50			
3.PLT						
3-1PLT	82	↓ 10 ⁹ /L	117-490			
3-2MPV	16.4	↑ fL	8.4-14.1			
3-3PCT	0.135	%	0.090-0.580			
3-4PDW-CV	63.5	%	30.0-80.0			
3-5PDW-SD	19.1	fL	5.0-20.0			
3-6LPLT#	65	10 ⁹ /L	0-285			
3-7P-LCR	79.3	↑ %	9.0-50.0			



Hospital Tel: +639171533903

Hospital Add: McArthur Highway, San Miguel, Calasiao, Pangasinan



Pet Doctors Veterinary Supplies and Services

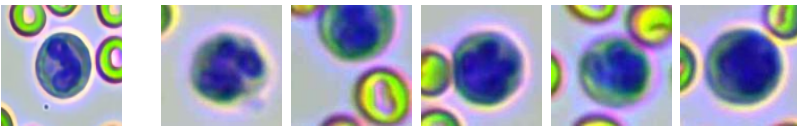
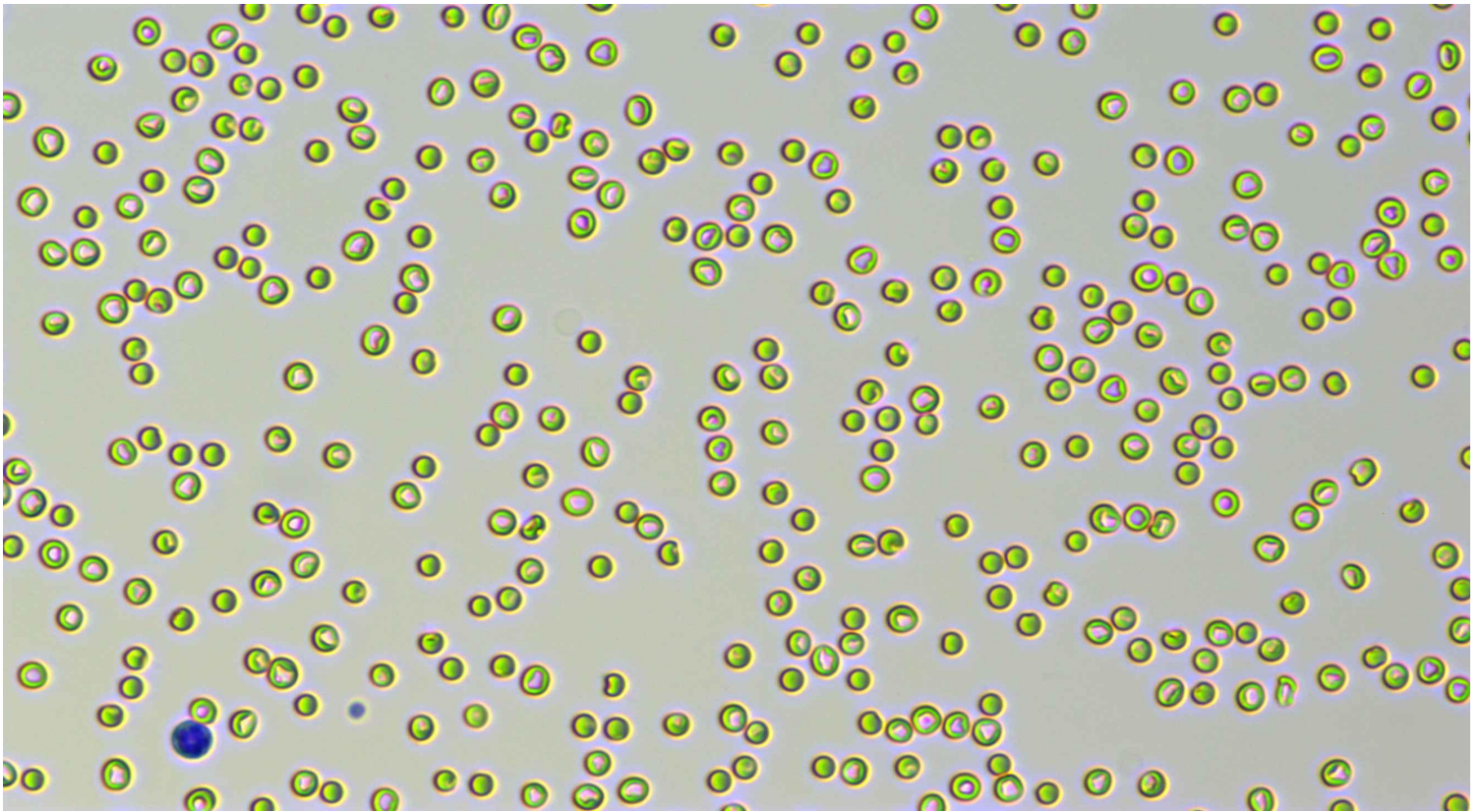
Blood Morphology Analysis Report

Pet Name: Tzuyu
 Gender: Female
 Sample ID: 260422004

Owner Name: Lorenz Garabiles
 Age: 3Y
 Sample Type: Blood

Species: Canine
 Patient or Visit NO.:
 Time Tested: 22/04/2026 17:37:04

Distribution Chart

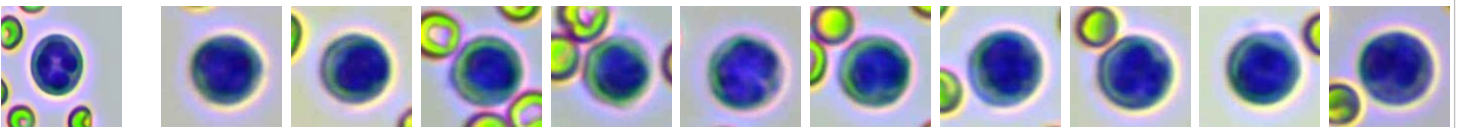


Neutrophil stab granulocytes

Count: 5.0

Concentration: $0.10 \times 10^9/L$

Percentage: 1.0 Nst#/WBC

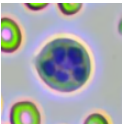


Neutrophil segmented granulocytes

Count: 335.0

Concentration: $6.36 \times 10^9/L$

Percentage: 66.0 Nsg#/WBC

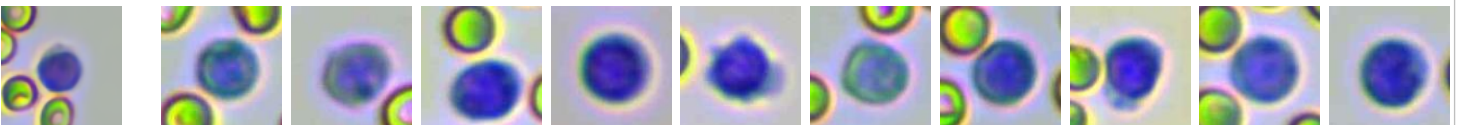


Hypersegmented neutrophils

Count:

Concentration:

Percentage:



Lymphocytes

Count: 93.0

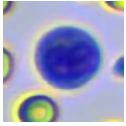
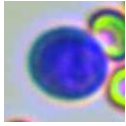
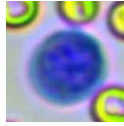
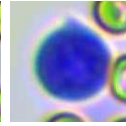
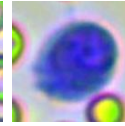
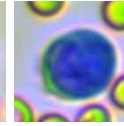
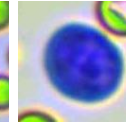
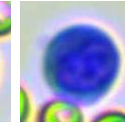

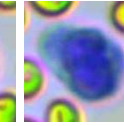
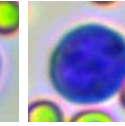
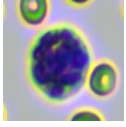





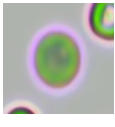
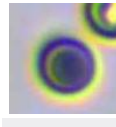

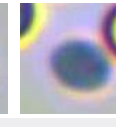
















Concentration: $1.81 \times 10^9/L$

Percentage: 18.8 Lym#/WBC



Hospital Tel: +639171533903
Hospital Add: McArthur Highway, San Miguel, Calasiao, Pangasinan



										
Monocytes	Count: 72.0	Concentration: $1.37 \times 10^9/L$				Percentage: 14.2 Mon#/WBC				
	Eosinophils									
	Count:	Concentration:				Percentage:				
	Basophils									
	Count:	Concentration:				Percentage:				
										
Normocyte	Count: 96124.0	Concentration: $5.74 \times 10^{12}/L$			Percentage: 99.2 Normocyte#/RBC	Reticulocytes	Count: 10.0	Concentration: $8.89 \times 10^9/L$		Percentage: 0.15 RET#/RBC
	Nucleated red blood cell									
	Count:	Concentration:				Percentage:				
	Erythrocyte ghost									
	Count:	Concentration:				Percentage:				
							Agglutinated erythrocytes			
Spherocytes	Count: 722.0	Concentration: $43.91 \times 10^9/L$			Percentage: 0.77 SPH#/RBC		Count:	Concentration:		Percentage:
							Large platelet			
Normal platelets	Count: 1464.0	Concentration: $82 \times 10^9/L$			Percentage: 20.7 NPLT#/PLT		Count:	Concentration:		Percentage:
					Aggregate platelets					
	Count: 4.0	Concentration: $0.00 \times 10^9/L$			Percentage:					

Clinical Significance

PLT	Decreased levels: It is common in sample agglutination, such as physiological agglutination in cats, poor anticoagulation after sampling and long-term storage; Accelerated platelet clearance due to various causes, such as primary immune-mediated thrombocytopenia and secondary immune-mediated thrombocytopenia due to autoimmune diseases, tumors, infectious diseases, canine distemper attenuated vaccination, protozoal infection, dirofilariasis, histoplasmosis, and immune complex vasculitis; It is occasionally seen in abnormal platelet production caused by drugs, infections, vaccines, and defective platelet production.
MPV	Elevated levels: It is common in reactive platelet production after blood loss, secondary platelet destruction, myeloproliferative diseases, hyperthyroidism and so on.
P-LCR	Elevated levels: It is commonly seen in bone marrow reactive thrombocytopenia.

Veterinary Technician: Dr. Cassandra Oyan
 Attending Veterinarian: Dr. Marian Wanagen

Date Reported: 22/04/2026



Hospital Tel: +639171533903
Hospital Add: McArthur Highway, San Miguel, Calasiao, Pangasinan



This report is solely for the received sample and serves as a diagnostic reference for veterinarians.



Hospital Tel: +639171533903

Hospital Add: McArthur Highway, San Miguel, Calasiao, Pangasinan

