

# Pet Doctors Veterinary Supplies and Services

## Blood Morphology Analysis Report

Pet Name: Zeus

Owner Name: Rosher Kumar

Species: Canine

Gender: Male

Age: 5Y

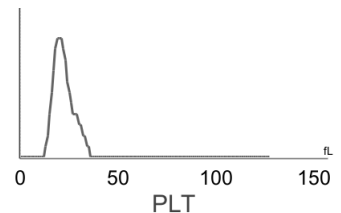
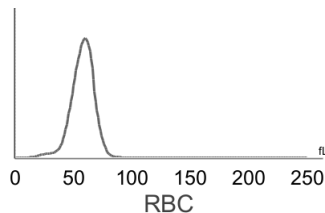
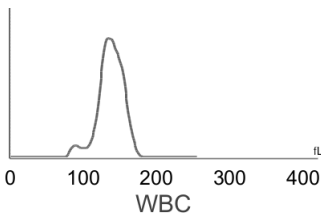
Patient or Visit NO.:

Sample ID: 260422003

Sample Type: Blood

Time Tested: 22/04/2026 16:00:29

Test	Result	Unit	Reference Range	Low	Normal	High
<b>1.WBC</b>						
1-1WBC	26.22	↑ 10 <sup>9</sup> /L	6.00-17.00			
1-2Neu#	22.99	↑ 10 <sup>9</sup> /L	3.62-12.30			
1-3Nst#	0.22	10 <sup>9</sup> /L	0.00-1.00			
1-4Nsg#	22.77	↑ 10 <sup>9</sup> /L	2.30-11.50			
1-5Nsh#	0.00	10 <sup>9</sup> /L	0.00-3.50			
1-6Lym#	1.73	10 <sup>9</sup> /L	0.83-4.91			
1-7Mon#	1.31	10 <sup>9</sup> /L	0.14-1.97			
1-8Eos#	0.16	10 <sup>9</sup> /L	0.04-1.62			
1-9Bas#	0.03	10 <sup>9</sup> /L	0.00-0.12			
1-10Neu%	87.7	↑ %	50.0-81.0			
1-11Nst/WBC%	0.8	%	0.0-10.0			
1-12Nsg%	86.9	↑ %	48.0-70.0			
1-13Nsh/WBC%	0.0	%	0.0-15.5			
1-14Lym%	6.6	↓ %	12.0-33.0			
1-15Mon%	5.0	%	2.0-13.0			
1-16Eos%	0.6	%	0.5-10.0			
1-17Bas%	0.1	%	0.0-1.3			
1-18Nst/Neu%	1.0	%	0.0-22.0			
1-19Nsh/Neu%	0.0	%	0.0-20.0			
<b>2.RBC</b>						
2-1RBC	5.13	10 <sup>12</sup> /L	5.10-8.50			
2-2HGB	112	g/L	110-190			
2-3HCT	33.7	↓ %	35.0-58.0			
2-4MCV	65.7	fL	55.0-83.0			
2-5MCH	21.9	pg	18.0-31.0			
2-6MCHC	333	g/L	260-430			
2-7RDW-CV	17.8	%	11.2-21.3			
2-8RDW-SD	44.4	fL	31.2-51.7			
2-9RET#	10.90	10 <sup>9</sup> /L	3.00-45.00			
2-10RET%	0.21	%	0.00-1.00			
2-11MCVr	44.1	fL	30.0-120.0			
2-12MCVr-CV	44.8	%	20.0-80.0			
2-13NRBC#	0.00	10 <sup>9</sup> /L	0.00-0.10			
2-14NRBC/WBC%	0.00	%	0.00-0.50			
2-15ETG#	0.00	10 <sup>12</sup> /L	0.00-0.10			
2-16ETG%	0.03	%	0.00-3.00			
2-17SPH#	90.58	10 <sup>9</sup> /L	0.00-150.00			
2-18SPH%	1.77	%	0.00-2.00			
2-19AGG#	0.09	10 <sup>9</sup> /L	0.00-0.50			
<b>3.PLT</b>						
3-1PLT	34	↓ 10 <sup>9</sup> /L	117-490			
3-2MPV	12.1	fL	8.4-14.1			
3-3PCT	0.041	↓ %	0.090-0.580			
3-4PDW-CV	45.1	%	30.0-80.0			
3-5PDW-SD	9.9	fL	5.0-20.0			
3-6LPLT#	14	10 <sup>9</sup> /L	0-285			
3-7P-LCR	40.8	%	9.0-50.0			



Hospital Tel: +639171533903

Hospital Add: McArthur Highway, San Miguel, Calasiao, Pangasinan



# Pet Doctors Veterinary Supplies and Services

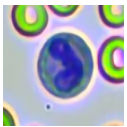
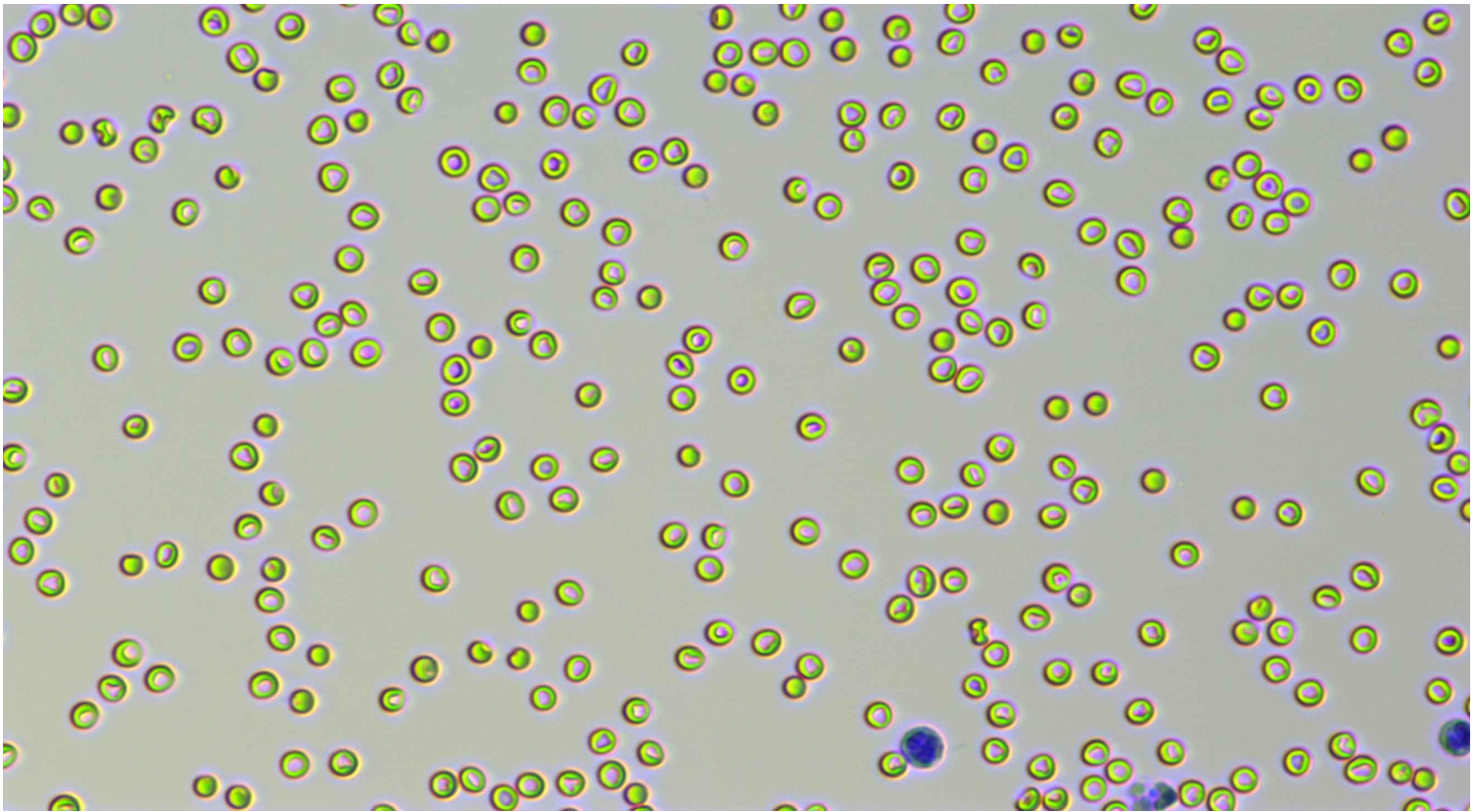
## Blood Morphology Analysis Report

Pet Name: Zeus  
 Gender: Male  
 Sample ID: 260422003

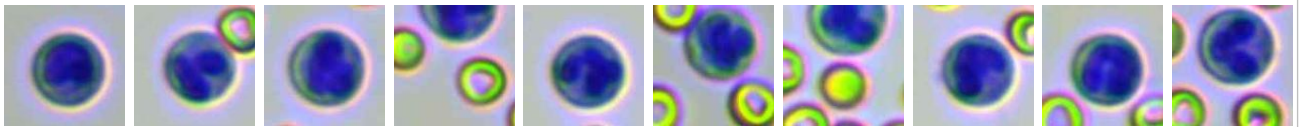
Owner Name: Roshar Kumar  
 Age: 5Y  
 Sample Type: Blood

Species: Canine  
 Patient or Visit NO.:  
 Time Tested: 22/04/2026 16:00:29

### Distribution Chart



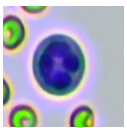
Neutrophil stab granulocytes



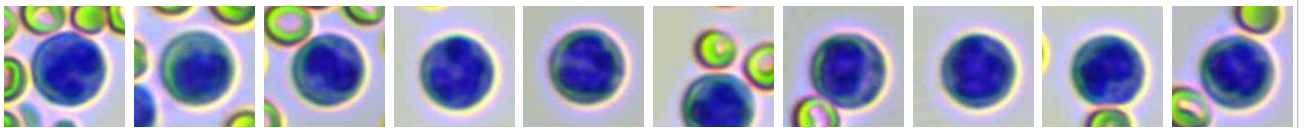
Count: 11.0

Concentration:  $0.22 \times 10^9/L$

Percentage: 0.8 Nst#/WBC



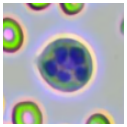
Neutrophil segmented granulocytes



Count: 1187.0

Concentration:  $22.77 \times 10^9/L$

Percentage: 86.9 Nsg#/WBC



Hypersegmented neutrophils


Count:

Concentration:

Percentage:




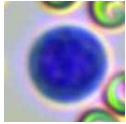
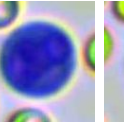
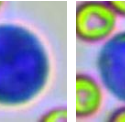
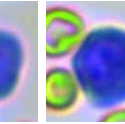
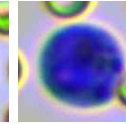
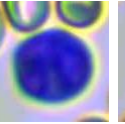
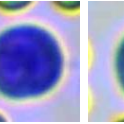
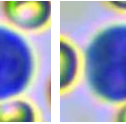

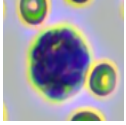
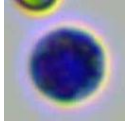

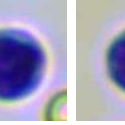
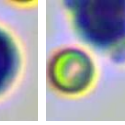
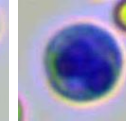
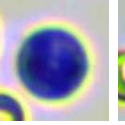



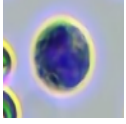





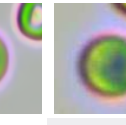






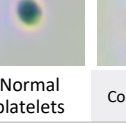
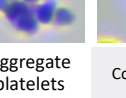
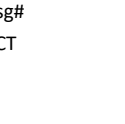
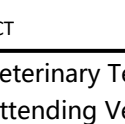

Lymphocytes



Count: 88.0

Concentration:  $1.73 \times 10^9/L$

Percentage: 6.6 Lym#/WBC

									
Monocytes	Count: 67.0	Concentration: $1.31 \times 10^9/L$			Percentage: 5.0 Mon#/WBC				
									
Eosinophils	Count: 8.0	Concentration: $0.16 \times 10^9/L$			Percentage: 0.6 Eos#/WBC				
	Count:	Concentration:			Percentage:				
Normocyte	Count: 84914.0	Concentration: $5.13 \times 10^{12}/L$		Percentage: 98.1 Normocyte#/RBC					
									
Reticulocytes	Count: 46.0	Concentration: $10.90 \times 10^9/L$		Percentage: 0.21 RET#/RBC					
	Count:	Concentration:		Percentage:					
	Count:	Concentration:		Percentage:					
	Count: 1558.0	Concentration: $90.58 \times 10^9/L$		Percentage: 1.77 SPH#/RBC					
	Count: 1.0	Concentration: $0.09 \times 10^9/L$		Percentage:					
	Count: 428.0	Concentration: $34 \times 10^9/L$		Percentage: 59.2 NPLT#/PLT					
	Count:	Concentration:		Percentage:					
	Count: 97.0	Concentration: $0.00 \times 10^9/L$		Percentage:					

### Clinical Significance

Neu#	<b>Elevated levels:</b> It is suggested that various acute infections, inflammations, stress reactions, some hematological diseases, toxic diseases, etc.
Nsg#	<b>Elevated levels:</b> It is suggested that various acute infections, inflammations, stress reactions, some hematological diseases, toxic diseases, etc.
HCT	<b>Decreased levels:</b> It is common in anemia caused by various reasons. <b>Decreased levels:</b> It is common in sample agglutination, such as physiological agglutination in cats, poor anticoagulation after sampling and long-term storage; Accelerated platelet clearance due to various causes, such as primary immune-mediated thrombocytopenia and secondary immune-mediated thrombocytopenia due to autoimmune diseases, tumors, infectious diseases, canine distemper attenuated vaccination, protozoal infection, dirofilariasis, histoplasmosis, and immune complex vasculitis;It is occasionally seen in abnormal platelet production caused by drugs, infections, vaccines, and defective platelet production.
PLT	
PCT	<b>Decreased levels:</b> Indicating thrombocytopenia.

Veterinary Technician: Dr. Cassandra Oyan  
 Attending Veterinarian: Dr. Marian Wanagen

Date Reported: 22/04/2026



**Hospital Tel: +639171533903**  
**Hospital Add: McArthur Highway, San Miguel, Calasiao, Pangasinan**



**This report is solely for the received sample and serves as a diagnostic reference for veterinarians.**



**Hospital Tel: +639171533903**

**Hospital Add: McArthur Highway, San Miguel, Calasiao, Pangasinan**

