

Pet Doctors Veterinary Supplies and Services

Blood Morphology Analysis Report

Pet Name: Buchog

Owner Name: Celine Cuna

Species: Canine

Gender: Female

Age: 8Y

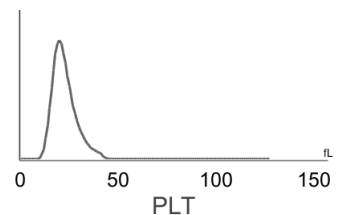
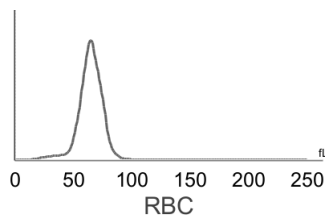
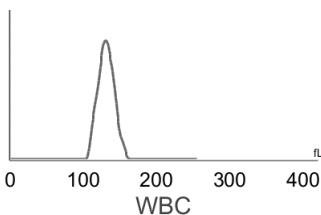
Patient or Visit NO.:

Sample ID: 260417003

Sample Type: Blood

Time Tested: 17/04/2026 10:51:53

Test	Result	Unit	Reference Range	Low	Normal	High
1.WBC						
1-1WBC	8.59	10 ⁹ /L	6.00-17.00			
1-2Neu#	7.20	10 ⁹ /L	3.62-12.30			
1-3Nst#	0.06	10 ⁹ /L	0.00-1.00			
1-4Nsg#	7.14	10 ⁹ /L	2.30-11.50			
1-5Nsh#	0.00	10 ⁹ /L	0.00-3.50			
1-6Lym#	0.70	↓ 10 ⁹ /L	0.83-4.91			
1-7Mon#	0.47	10 ⁹ /L	0.14-1.97			
1-8Eos#	0.20	10 ⁹ /L	0.04-1.62			
1-9Bas#	0.02	10 ⁹ /L	0.00-0.12			
1-10Neu%	83.9	↑ %	50.0-81.0			
1-11Nst/WBC%	0.7	%	0.0-10.0			
1-12Nsg%	83.2	↑ %	48.0-70.0			
1-13Nsh/WBC%	0.0	%	0.0-15.5			
1-14Lym%	8.1	↓ %	12.0-33.0			
1-15Mon%	5.5	%	2.0-13.0			
1-16Eos%	2.3	%	0.5-10.0			
1-17Bas%	0.2	%	0.0-1.3			
1-18Nst/Neu%	0.8	%	0.0-22.0			
1-19Nsh/Neu%	0.0	%	0.0-20.0			
2.RBC						
2-1RBC	4.17	↓ 10 ¹² /L	5.10-8.50			
2-2HGB	103	↓ g/L	110-190			
2-3HCT	30.6	↓ %	35.0-58.0			
2-4MCV	73.4	fL	55.0-83.0			
2-5MCH	24.6	pg	18.0-31.0			
2-6MCHC	335	g/L	260-430			
2-7RDW-CV	15.1	%	11.2-21.3			
2-8RDW-SD	41.9	fL	31.2-51.7			
2-9RET#	10.46	10 ⁹ /L	3.00-45.00			
2-10RET%	0.25	%	0.00-1.00			
2-11MCVr	46.1	fL	30.0-120.0			
2-12MCVr-CV	49.3	%	20.0-80.0			
2-13NRBC#	0.00	10 ⁹ /L	0.00-0.10			
2-14NRBC/WBC%	0.00	%	0.00-0.50			
2-15ETG#	0.00	10 ¹² /L	0.00-0.10			
2-16ETG%	0.04	%	0.00-3.00			
2-17SPH#	2.04	10 ⁹ /L	0.00-150.00			
2-18SPH%	0.05	%	0.00-2.00			
2-19AGG#	0.00	10 ⁹ /L	0.00-0.50			
3.PLT						
3-1PLT	202	10 ⁹ /L	117-490			
3-2MPV	12.4	fL	8.4-14.1			
3-3PCT	0.250	%	0.090-0.580			
3-4PDW-CV	46.9	%	30.0-80.0			
3-5PDW-SD	10.2	fL	5.0-20.0			
3-6LPLT#	87	10 ⁹ /L	0-285			
3-7P-LCR	43.3	%	9.0-50.0			



Hospital Tel: +639171533903

Hospital Add: McArthur Highway, San Miguel, Calasiao, Pangasinan



Pet Doctors Veterinary Supplies and Services

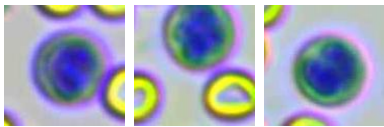
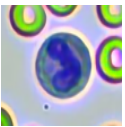
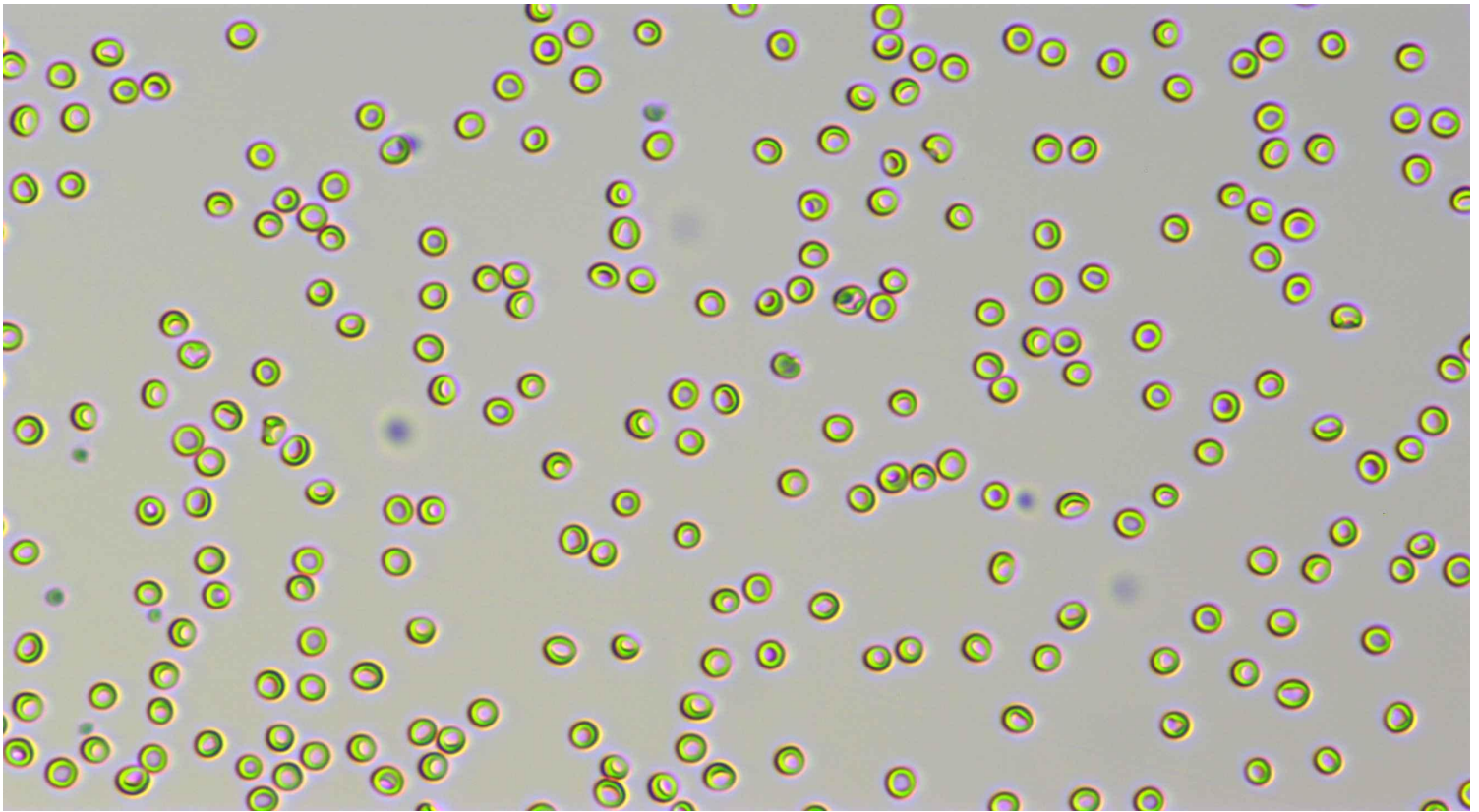
Blood Morphology Analysis Report

Pet Name: Buchog
 Gender: Female
 Sample ID: 260417003

Owner Name: Celine Cuna
 Age: 8Y
 Sample Type: Blood

Species: Canine
 Patient or Visit NO.:
 Time Tested: 17/04/2026 10:51:53

Distribution Chart


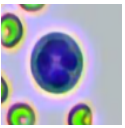


Neutrophil stab granulocytes

Count: 3.0

Concentration: $0.06 \times 10^9/L$

Percentage: 0.7 Nst#/WBC

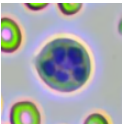


Neutrophil segmented granulocytes

Count: 376.0

Concentration: $7.14 \times 10^9/L$

Percentage: 83.2 Nsg#/WBC




Hypersegmented neutrophils

Count:

Concentration:

Percentage:



Lymphocytes

Count: 39.0

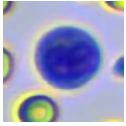
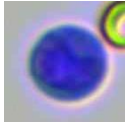
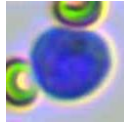
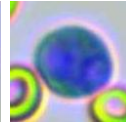
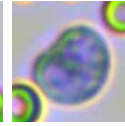

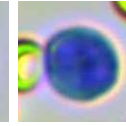
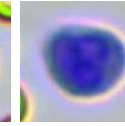
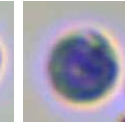
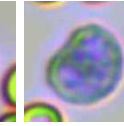
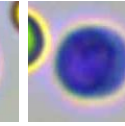
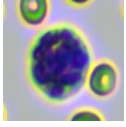
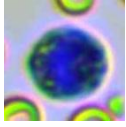
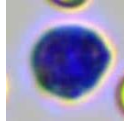
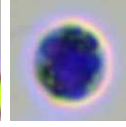
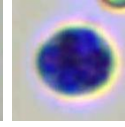
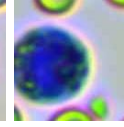
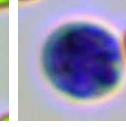
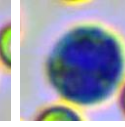
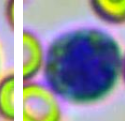

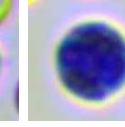
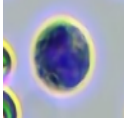






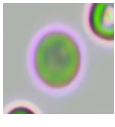
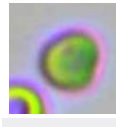
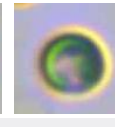
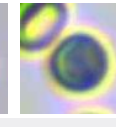
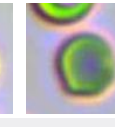





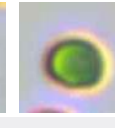
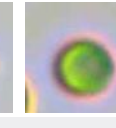
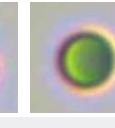



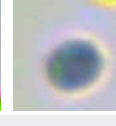










Concentration: $0.70 \times 10^9/L$

Percentage: 8.1 Lym#/WBC



Hospital Tel: +639171533903
Hospital Add: McArthur Highway, San Miguel, Calasiao, Pangasinan



										
Monocytes	Count: 24.0	Concentration: $0.47 \times 10^9/L$				Percentage: 5.5 Mon#/WBC				
										
Eosinophils	Count: 10.0	Concentration: $0.20 \times 10^9/L$				Percentage: 2.3 Eos#/WBC				
	Count:				Concentration:				Percentage:	
Basophils										
										
Normocyte	Count: 70155.0	Concentration: $4.17 \times 10^{12}/L$		Percentage: 99.8 Normocyte#/RBC		Reticulocytes	Count: 72.0	Concentration: $10.46 \times 10^9/L$		Percentage: 0.25 RET#/RBC
	Count:				Concentration:				Percentage:	
Nucleated red blood cell										
	Count:				Concentration:				Percentage:	
Erythrocyte ghost										
							Count:			
Spherocytes	Count: 33.0	Concentration: $2.04 \times 10^9/L$		Percentage: 0.05 SPH#/RBC		Agglutinated erythrocytes				
							Count:			
Normal platelets	Count: 2913.0	Concentration: $202 \times 10^9/L$		Percentage: 56.7 NPLT#/PLT		Large platelet				
						Count: 7.0				
Aggregate platelets	Count: 7.0					Concentration: $0.00 \times 10^9/L$				
					Percentage:					

Clinical Significance

Lym#	Decreased levels: It is seen in stress, Cushing's syndrome (Cushing's Syndrome) or use of glucocorticoids, lymphosarcoma, immunosuppressive drugs, and destruction of lymphoid tissue such as lymphangiectasis and lymphadenitis.
RBC	Decreased levels: Common of all kinds is urgent, chronic and haemorrhagic anaemia, if ulcer, tumor, operation; and the haemolytic anaemia that helminth infection, autoimmunity haemolysis causes; the nutrition sex anaemia that hidebound causes; the aplastic anaemia that toxic, immune disease, endocrine is maladjusted cause.
HGB	Decreased levels: It is common in anemia caused by various reasons, such as hemolytic anemia, blood loss and anemia caused by parasitic infection.
HCT	Decreased levels: It is common in anemia caused by various reasons.

Veterinary Technician:

Attending Veterinarian: Dr. Ricardo Valdez

Date Reported: 17/04/2026

This report is solely for the received sample and serves as a diagnostic reference for veterinarians.



Hospital Tel: +639171533903

Hospital Add: McArthur Highway, San Miguel, Calasiao, Pangasinan

